1000S CHART

BLANK, MISSING NUMBERS, SKIP COUNT

25 STUDENT PAGES

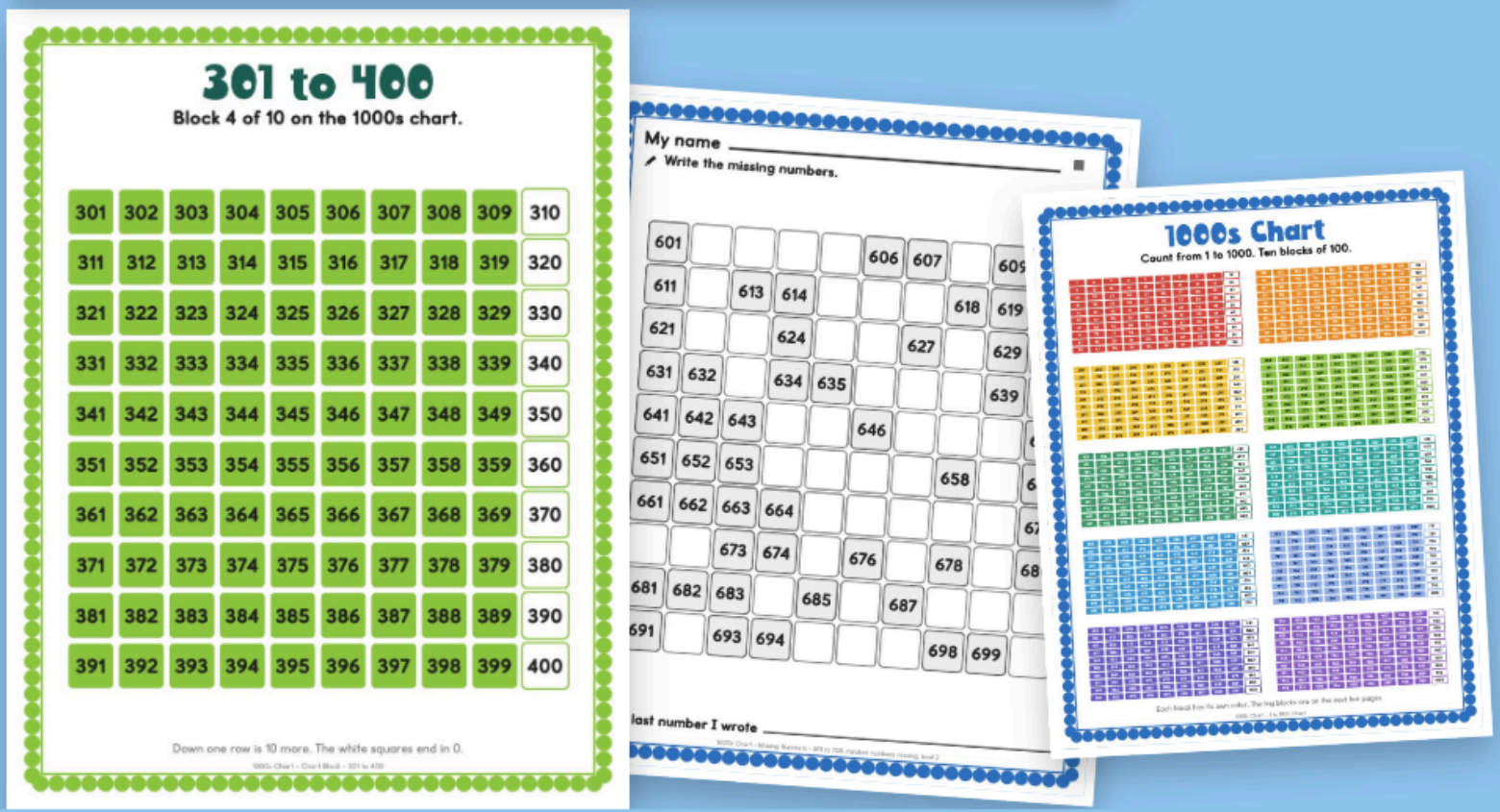

Terms of Use

Please read before you print your first page.

One classroom license

- This file is for one classroom: one teacher, one group of students.
- Please do not share it, post it online, or sell it.
- Extra licenses for a team or a school are available on the product page.

This is a fillable PDF

- Open it in a PDF reader (Adobe Acrobat Reader, Preview, or your browser), click into a line or a box, type, and Save As.
- The name lines, the answer boxes on the skip-count and more-or-less pages, the counting record, the note home and every notes area are type-in fields. The charts are print pages. You can also print any page and write by hand.
- It works offline. No account, no subscription, no internet connection needed after you download it.

Print at 100 percent

Turn off fit to page and shrink to fit so the squares keep their size. Every page is readable in black and white. The colored block pages look best on cardstock if you hang them; the work pages are fine on copy paper.

Need help?

If a field will not behave or a page will not print the way you expect, use Ask a Question on the product page before leaving a review. Every question is read, and a fix to the file ships as a free update.

© Bright Path Sped. For single-classroom use by the original purchaser.

PREVIEW

Preview - Bright Path Sped

1000s Chart

Count from 1 to 1000. Ten blocks of 100.

1	2	3	4	5	6	7	8	9	10
11	12	13	14	15	16	17	18	19	20
21	22	23	24	25	26	27	28	29	30
31	32	33	34	35	36	37	38	39	40
41	42	43	44	45	46	47	48	49	50
51	52	53	54	55	56	57	58	59	60
61	62	63	64	65	66	67	68	69	70
71	72	73	74	75	76	77	78	79	80
81	82	83	84	85	86	87	88	89	90
91	92	93	94	95	96	97	98	99	100

101	102	103	104	105	106	107	108	109	110
111	112	113	114	115	116	117	118	119	120
121	122	123	124	125	126	127	128	129	130
131	132	133	134	135	136	137	138	139	140
141	142	143	144	145	146	147	148	149	150
151	152	153	154	155	156	157	158	159	160
161	162	163	164	165	166	167	168	169	170
171	172	173	174	175	176	177	178	179	180
181	182	183	184	185	186	187	188	189	190
191	192	193	194	195	196	197	198	199	200

201	202	203	204	205	206	207	208	209	210
211	212	213	214	215	216	217	218	219	220
221	222	223	224	225	226	227	228	229	230
231	232	233	234	235	236	237	238	239	240
241	242	243	244	245	246	247	248	249	250
251	252	253	254	255	256	257	258	259	260
261	262	263	264	265	266	267	268	269	270
271	272	273	274	275	276	277	278	279	280
281	282	283	284	285	286	287	288	289	290
291	292	293	294	295	296	297	298	299	300

301	302	303	304	305	306	307	308	309	310
311	312	313	314	315	316	317	318	319	320
321	322	323	324	325	326	327	328	329	330
331	332	333	334	335	336	337	338	339	340
341	342	343	344	345	346	347	348	349	350
351	352	353	354	355	356	357	358	359	360
361	362	363	364	365	366	367	368	369	370
371	372	373	374	375	376	377	378	379	380
381	382	383	384	385	386	387	388	389	390
391	392	393	394	395	396	397	398	399	400

401	402	403	404	405	406	407	408	409	410
411	412	413	414	415	416	417	418	419	420
421	422	423	424	425	426	427	428	429	430
431	432	433	434	435	436	437	438	439	440
441	442	443	444	445	446	447	448	449	450
451	452	453	454	455	456	457	458	459	460
461	462	463	464	465	466	467	468	469	470
471	472	473	474	475	476	477	478	479	480
481	482	483	484	485	486	487	488	489	490
491	492	493	494	495	496	497	498	499	500

501	502	503	504	505	506	507	508	509	510
511	512	513	514	515	516	517	518	519	520
521	522	523	524	525	526	527	528	529	530
531	532	533	534	535	536	537	538	539	540
541	542	543	544	545	546	547	548	549	550
551	552	553	554	555	556	557	558	559	560
561	562	563	564	565	566	567	568	569	570
571	572	573	574	575	576	577	578	579	580
581	582	583	584	585	586	587	588	589	590
591	592	593	594	595	596	597	598	599	600

601	602	603	604	605	606	607	608	609	610
611	612	613	614	615	616	617	618	619	620
621	622	623	624	625	626	627	628	629	630
631	632	633	634	635	636	637	638	639	640
641	642	643	644	645	646	647	648	649	650
651	652	653	654	655	656	657	658	659	660
661	662	663	664	665	666	667	668	669	670
671	672	673	674	675	676	677	678	679	680
681	682	683	684	685	686	687	688	689	690
691	692	693	694	695	696	697	698	699	700

701	702	703	704	705	706	707	708	709	710
711	712	713	714	715	716	717	718	719	720
721	722	723	724	725	726	727	728	729	730
731	732	733	734	735	736	737	738	739	740
741	742	743	744	745	746	747	748	749	750
751	752	753	754	755	756	757	758	759	760
761	762	763	764	765	766	767	768	769	770
771	772	773	774	775	776	777	778	779	780
781	782	783	784	785	786	787	788	789	790
791	792	793	794	795	796	797	798	799	800

801	802	803	804	805	806	807	808	809	810
811	812	813	814	815	816	817	818	819	820
821	822	823	824	825	826	827	828	829	830
831	832	833	834	835	836	837	838	839	840
841	842	843	844	845	846	847	848	849	850
851	852	853	854	855	856	857	858	859	860
861	862	863	864	865	866	867	868	869	870
871	872	873	874	875	876	877	878	879	880
881	882	883	884	885	886	887	888	889	890
891	892	893	894	895	896	897	898	899	900

901	902	903	904	905	906	907	908	909	910
911	912	913	914	915	916	917	918	919	920
921	922	923	924	925	926	927	928	929	930
931	932	933	934	935	936	937	938	939	940
941	942	943	944	945	946	947	948	949	950
951	952	953	954	955	956	957	958	959	960
961	962	963	964	965	966	967	968	969	970
971	972	973	974	975	976	977	978	979	980
981	982	983	984	985	986	987	988	989	990
991	992	993	994	995	996	997	998	999	1000

Each block has its own color. The big blocks are on the next ten pages.

Preview - Bright Path Sped

101 to 200

Block 2 of 10 on the 1000s chart.

101	102	103	104	105	106	107	108	109	110
111	112	113	114	115	116	117	118	119	120
121	122	123	124	125	126	127	128	129	130
131	132	133	134	135	136	137	138	139	140
141	142	143	144	145	146	147	148	149	150
151	152	153	154	155	156	157	158	159	160
161	162	163	164	165	166	167	168	169	170
171	172	173	174	175	176	177	178	179	180
181	182	183	184	185	186	187	188	189	190
191	192	193	194	195	196	197	198	199	200

PREVIEW

Down one row is 10 more. The white squares end in 0.

Preview · Bright Path Sped

301 to 400

Block 4 of 10 on the 1000s chart.

301	302	303	304	305	306	307	308	309	310
311	312	313	314	315	316	317	318	319	320
321	322	323	324	325	326	327	328	329	330
331	332	333	334	335	336	337	338	339	340
341	342	343	344	345	346	347	348	349	350
351	352	353	354	355	356	357	358	359	360
361	362	363	364	365	366	367	368	369	370
371	372	373	374	375	376	377	378	379	380
381	382	383	384	385	386	387	388	389	390
391	392	393	394	395	396	397	398	399	400

PREVIEW

Down one row is 10 more. The white squares end in 0.

Preview : Bright Path Sped

501 to 600

Block 6 of 10 on the 1000s chart.

501	502	503	504	505	506	507	508	509	510
511	512	513	514	515	516	517	518	519	520
521	522	523	524	525	526	527	528	529	530
531	532	533	534	535	536	537	538	539	540
541	542	543	544	545	546	547	548	549	550
551	552	553	554	555	556	557	558	559	560
561	562	563	564	565	566	567	568	569	570
571	572	573	574	575	576	577	578	579	580
581	582	583	584	585	586	587	588	589	590
591	592	593	594	595	596	597	598	599	600

PREVIEW

Down one row is 10 more. The white squares end in 0.

Preview : Bright Path Sped

801 to 900

Block 9 of 10 on the 1000s chart.

801	802	803	804	805	806	807	808	809	810
811	812	813	814	815	816	817	818	819	820
821	822	823	824	825	826	827	828	829	830
831	832	833	834	835	836	837	838	839	840
841	842	843	844	845	846	847	848	849	850
851	852	853	854	855	856	857	858	859	860
861	862	863	864	865	866	867	868	869	870
871	872	873	874	875	876	877	878	879	880
881	882	883	884	885	886	887	888	889	890
891	892	893	894	895	896	897	898	899	900

PREVIEW

Down one row is 10 more. The white squares end in 0.

Preview - Bright Path Sped

My name _____

Pick a start. Write the numbers in order.



PREVIEW

My block goes from _____ to _____

Preview - Bright Path Sped

My name _____

Write the missing numbers.

101				105	106	107	108	109	110
111		113	114	115	116	117	118		
121	122		124		126	127	128	129	
131	132			135	136	137	138		140
141	142	143		145			148	149	150
151		153	154		156	157	158		160
161			164	165	166		168	169	170
	172	173	174		176		178	179	180
181	182	183	184	185			188	189	
191			194	195	196	197	198		200

PREVIEW

The last number I wrote _____

Preview - Bright Path Sped

My name _____

Write the missing numbers.

601					606	607		609	610
611		613	614				618	619	
621			624			627		629	630
631	632		634	635				639	
641	642	643			646				650
651	652	653					658		660
661	662	663	664						670
		673	674		676		678		680
681	682	683		685		687			
691		693	694				698	699	

PREVIEW

The last number I wrote _____

Preview : Bright Path Sped

My name _____

Write the missing numbers.

201	202				206				
	212							219	220
		223	224		226				
231					236		238		
241					246		248		
	252	253							260
				265				269	270
				275	276			279	
281		283				287			
	292	293							300

PREVIEW

The last number I wrote _____

Preview - Bright Path Sped

My name _____

Count by 10s. Color each number you say.

301	302	303	304	305	306	307	308	309	310
311	312	313	314	315	316	317	318	319	320
321	322	323	324	325	326	327	328	329	330
331	332	333	334	335	336	337	338	339	340
341	342	343	344	345	346	347	348	349	350
351	352	353	354	355	356	357	358	359	360
361	362	363	364	365	366	367	368	369	370
371	372	373	374	375	376	377	378	379	380
381	382	383	384	385	386	387	388	389	390
391	392	393	394	395	396	397	398	399	400

PREVIEW

The last number I said _____

Preview - Bright Path Sped

My name _____

Use your chart. Write 10 less and 10 more.

10 less _____

243

10 more _____

10 less _____

518

10 more _____

10 less _____

671

10 more _____

10 less _____

805

10 more _____

10 less _____

390

10 more _____

10 less _____

947

10 more _____

PREVIEW

Preview - Bright Path Shed

My name _____

Color the numbers by the rule.

Blue: ends in 0 Orange: ends in 5

401	402	403	404	405	406	407	408	409	410
411	412	413	414	415	416	417	418	419	420
421	422	423	424	425	426	427	428	429	430
431	432	433	434	435	436	437	438	439	440
441	442	443	444	445	446	447	448	449	450
451	452	453	454	455	456	457	458	459	460
461	462	463	464	465	466	467	468	469	470
471	472	473	474	475	476	477	478	479	480
481	482	483	484	485	486	487	488	489	490
491	492	493	494	495	496	497	498	499	500

PREVIEW

I notice _____

Key: Missing-Number Pages

Keep this page for yourself. The numbers a child writes in are in color; the printed numbers are gray.

Page 16: 101 to 200, random numbers missing (30 to write)

101	102	103	104	105	106	107	108	109	110
111	112	113	114	115	116	117	118	119	120
121	122	123	124	125	126	127	128	129	130
131	132	133	134	135	136	137	138	139	140
141	142	143	144	145	146	147	148	149	150
151	152	153	154	155	156	157	158	159	160
161	162	163	164	165	166	167	168	169	170
171	172	173	174	175	176	177	178	179	180
181	182	183	184	185	186	187	188	189	190
191	192	193	194	195	196	197	198	199	200

Page 17: 401 to 500, whole columns missing (20 to write)

401	402	403	404	405	406	407	408	409	410
411	412	413	414	415	416	417	418	419	420
421	422	423	424	425	426	427	428	429	430
431	432	433	434	435	436	437	438	439	440
441	442	443	444	445	446	447	448	449	450
451	452	453	454	455	456	457	458	459	460
461	462	463	464	465	466	467	468	469	470
471	472	473	474	475	476	477	478	479	480
481	482	483	484	485	486	487	488	489	490
491	492	493	494	495	496	497	498	499	500

Page 18: 601 to 700, random numbers missing (50 to write)

601	602	603	604	605	606	607	608	609	610
611	612	613	614	615	616	617	618	619	620
621	622	623	624	625	626	627	628	629	630
631	632	633	634	635	636	637	638	639	640
641	642	643	644	645	646	647	648	649	650
651	652	653	654	655	656	657	658	659	660
661	662	663	664	665	666	667	668	669	670
671	672	673	674	675	676	677	678	679	680
681	682	683	684	685	686	687	688	689	690
691	692	693	694	695	696	697	698	699	700

Page 19: 801 to 900, whole rows missing (30 to write)

801	802	803	804	805	806	807	808	809	810
811	812	813	814	815	816	817	818	819	820
821	822	823	824	825	826	827	828	829	830
831	832	833	834	835	836	837	838	839	840
841	842	843	844	845	846	847	848	849	850
851	852	853	854	855	856	857	858	859	860
861	862	863	864	865	866	867	868	869	870
871	872	873	874	875	876	877	878	879	880
881	882	883	884	885	886	887	888	889	890
891	892	893	894	895	896	897	898	899	900

Page 20: 201 to 300, random numbers missing (70 to write)

201	202	203	204	205	206	207	208	209	210
211	212	213	214	215	216	217	218	219	220
221	222	223	224	225	226	227	228	229	230
231	232	233	234	235	236	237	238	239	240
241	242	243	244	245	246	247	248	249	250
251	252	253	254	255	256	257	258	259	260
261	262	263	264	265	266	267	268	269	270
271	272	273	274	275	276	277	278	279	280
281	282	283	284	285	286	287	288	289	290
291	292	293	294	295	296	297	298	299	300

Page 21: 901 to 1000, whole rows missing (50 to write)

901	902	903	904	905	906	907	908	909	910
911	912	913	914	915	916	917	918	919	920
921	922	923	924	925	926	927	928	929	930
931	932	933	934	935	936	937	938	939	940
941	942	943	944	945	946	947	948	949	950
951	952	953	954	955	956	957	958	959	960
961	962	963	964	965	966	967	968	969	970
971	972	973	974	975	976	977	978	979	980
981	982	983	984	985	986	987	988	989	990
991	992	993	994	995	996	997	998	999	1000

PREVIEW

Filled Example: One Child's Page

The page is "10 More and 10 Less" (page 25). Mia (invented child). The child, the teacher and every answer on this page are invented.

Box	Number	10 less	10 more	Right?
1	243	233	253	both right
2	518	508	528	both right
3	671	661	681	both right
4	805	705	815	10 less is 795
5	390	380	400	both right
6	947	937	957	both right

PREVIEW

Reading the page

11 of 12 answers were right. In box 4 the number was 805. Mia wrote 705 for 10 less: the child changed the hundreds digit (8 to 7) instead of going back one row. 10 less than 805 is 795.

What the teacher did next

The teacher put a finger on 805 on the chart and slid it up one row, saying the numbers back: 804, 803, 802, 801, 800, 799, 798, 797, 796, 795. "Up one row is ten less, even when the hundreds change." The child did box 4 again and fixed it.

What this example is not

One invented child's page. It sets no typical score, says nothing about any real child and predicts nothing.

Preview · Bright Path Sped

A Note Home: Counting to 1000

One page to send home when you start the 1000s chart.

Date _____ Class _____ Teacher _____

Dear families,

This week we are counting past 100 on a **1000s chart**. The chart is ten blocks of 100. We count along a block, count by 10s and 100s, and look for what stays the same and what changes in the numbers.

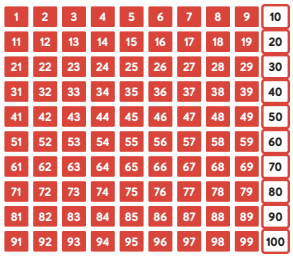

This week we are practicing

_____

_____

You can try this at home

Count by 10s together, starting at a number you pick. Look for numbers in the hundreds on a street, a book or a price tag at the store.

_____

_____

A note from me (your words)

_____

_____

_____

Thank you, (teacher) _____ Family signature, if your school asks for one _____

PREVIEW