GRADES K-5



26 TASKS

ABC COUNTDOWN TO SUMMER

26 Days of Letters and Tasks

Bright Path Sped

Terms of Use

Please read before you print your first page.

One classroom license

- This file is for one classroom: one teacher, one group of students.
- Please do not share it, post it online, or sell it.
- Extra licenses for a team or a school are available on the product page.

This is a print PDF

- Print the pages you need. Nothing is typed into this file.
- It works offline. No account, no subscription, no internet connection needed after you download it.

Print at 100 percent

Turn off fit to page and shrink to fit so the letters and tasks stay big and every link prints at its full size. Every student page comes twice: in color (pages 7-22) and as an ink-saver copy in black and white (pages 23-38). Colored paper makes a bright paper chain from either copy.

Student work

Pages with a child's name on them stay with the child. Use a first name only on any page that leaves your hands.

Need help?

If a page will not print the way you expect, use Ask a Question on the product page before leaving a review. Every question is read, and a fix to the file ships as a free update: re-download it any time from My Purchases.

© Bright Path Sped. For single-classroom use by the original purchaser.

PREVIEW

How to Run the Countdown

Choose the ways that fit your room. None of them needs more than a page and a pair of scissors.

Setting up (a few minutes)

- **Find your first day.** Count 26 school days back from your last day, skipping weekends and days off. Your calendar decides the day; this file does not.
- **Fewer days or more?** With fewer than 26 school days left, start at the letter that matches your first day, or skip tasks you do not need. With more, begin the letters later.
- **Swap a task.** Any task can change. Write your own on page 5, then on the link page (page 14).

Five ways to use it

Way to use it	How to run it
Calendar board	Print pages 7 and 8 and hang them side by side. Each letter has its whole task beside it. Children color today's letter when the day is done.
Paper chain	Print pages 9-13. Children cut the links, make each into a loop and glue the tab. Join them in order from A to Z. Take one link off each day, or add one to a growing chain.
Checklist	Pages 16 and 17. Each child checks a box after the task. A finished checklist is a keepsake.
Last 10 days	Page 15. When ten school days are left, children color a box for each day.
Daily pages	Pages 19-21. Trace the alphabet, write the task, or write a short story. Use the page whose shape fits the child. The word bank is page 18.

A day in about five minutes

- Read today's letter and task from the board. Say it together.
- Do the task at a time that suits your day. It can be a minute or a whole afternoon.
- Color the letter on the board, take a link off the chain, and check the box.

The corner shapes

- **Circle:** starting. Trace letters and draw.
- **Square:** building. Copy a letter and a task, write short sentences.
- **Triangle:** ready for more. Write your own tasks and a longer story.
- The shapes are small and the same on every page, so nobody's paper looks easier or harder.

Small tips

- Check each task against your school's rules before you start. Skip or swap any that do not fit.
- Print the chain pages on colored paper, or let children color the links before they cut.
- Read the day's letter and task aloud at morning meeting.

PREVIEW

A Note Home to Families

Fill in the blanks. Print one copy for each family.

A note you can send home

Dear families,

Our class is counting down to summer with an ABC countdown. Each school day has a letter, from A to Z, and a small task to go with it. There are 26 tasks, one for each letter. Some days we do something together, and some days children may bring something from home (like a book or a toy).

Our first letter is on: _____

A few days to watch for:

Thank you for helping us end the year well.

_____

Ideas for the teacher

- Fill in the blanks, copy the page, and send it home on the first day of the countdown.
- Send a second note a week before any day that needs something from home.
- A task that needs something from home is always optional: every child can still take part.

PREVIEW

ABC COUNTDOWN TO SUMMER

Letters A to M

A — **Apple Day**
Draw an apple for your teacher.



B — **Book Day**
Bring a book to share.



C — **Crayon Day**
Make a picture with crayons.



D — **Dinosaur Day**
Draw a dinosaur.



E — **Envelope Day**
Write a note to a friend.

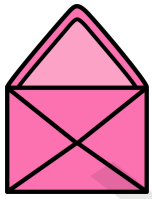

F — **Flower Day**
Draw a flower for a friend.



G — **Game Day**
Play a class game.



H — **Horse Day**
Draw a horse.



I — **Ice Cream Day**
Draw your favorite ice cream.



J — **Juice Day**
Draw a glass of juice.



K — **Kite Day**
Draw a kite in the sky.



L — **Lemonade Day**
Draw a lemonade stand.



M — **Map Day**
Draw a map of the playground.



Color the letter when the day is done.

PREVIEW

ABC COUNTDOWN TO SUMMER

Letters N to Z

N — **Nest Day**
Draw a bird's nest.



O — **Octopus Day**
Draw an octopus.



P — **Popsicle Day**
Draw a popsicle.



Q — **Queen and King Day**
Make a paper crown.



R — **Rainbow Day**
Draw a rainbow.



S — **Sailboat Day**
Draw a sailboat.



T — **Tent Day**
Draw a camping tent.



U — **Umbrella Day**
Draw an umbrella.



V — **Volleyball Day**
Toss a ball with a friend.



W — **Watermelon Day**
Draw a watermelon slice.



X — **Xylophone Day**
Make music together.



Y — **Yo-Yo Day**
Show a favorite toy.



Z — **Zoo Day**
Draw a zoo animal.



Hooray! It is summer!

PREVIEW

My name _____

Cut the links. Glue them in a chain.

L — Lemonade Day

Draw a lemonade stand.



glue

M — Map Day

Draw a map of the playground.



glue

N — Nest Day

Draw a bird's nest.



glue

O — Octopus Day

Draw an octopus.



glue

P — Popsicle Day

Draw a popsicle.



glue

PREVIEW

My name _____

Cut the links. Glue them in a chain.

V	**Volleyball Day** Toss a ball with a friend.		glue
W	**Watermelon Day** Draw a watermelon slice.		glue
X	**Xylophone Day** Make music together.		glue
Y	**Yo-Yo Day** Show a favorite toy.		glue
Z	**Zoo Day** Draw a zoo animal.		glue

PREVIEW

My name _____



Color a box for each day.

10 days left	9 days left
8 days left	7 days left
6 days left	5 days left
4 days left	3 days left
2 days left	1 days left

PREVIEW

My name _____

Check the box when you do it.

N		**Nest Day**	Draw a bird's nest. ☐
O		**Octopus Day**	Draw an octopus. ☐
P		**Popsicle Day**	Draw a popsicle. ☐
Q		**Queen and King Day**	Make a paper crown. ☐
R		**Rainbow Day**	Draw a rainbow. ☐
S		**Sailboat Day**	Draw a sailboat. ☐
T		**Tent Day**	Draw a camping tent. ☐
U		**Umbrella Day**	Draw an umbrella. ☐
V		**Volleyball Day**	Toss a ball with a friend. ☐
W		**Watermelon Day**	Draw a watermelon slice. ☐
X		**Xylophone Day**	Make music together. ☐
Y		**Yo-Yo Day**	Show a favorite toy. ☐
Z		**Zoo Day**	Draw a zoo animal. ☐

PREVIEW

My name _____



Trace the letters. Draw your day.



Today's letter:

Date _____

A B C D E F G H I J K L M

N O P Q R S T U V W X Y Z

Draw your letter day.

PREVIEW

My name _____

Write about your letter day.

Today's letter:

Date _____

My letter day story:

Draw a picture of it.

PREVIEW

ABC COUNTDOWN TO SUMMER

Letters N to Z

N — **Nest Day**
Draw a bird's nest.



O — **Octopus Day**
Draw an octopus.



P — **Popsicle Day**
Draw a popsicle.



Q — **Queen and King Day**
Make a paper crown.



R — **Rainbow Day**
Draw a rainbow.



S — **Sailboat Day**
Draw a sailboat.



T — **Tent Day**
Draw a camping tent.



U — **Umbrella Day**
Draw an umbrella.



V — **Volleyball Day**
Toss a ball with a friend.



W — **Watermelon Day**
Draw a watermelon slice.



X — **Xylophone Day**
Make music together.



Y — **Yo-Yo Day**
Show a favorite toy.



Z — **Zoo Day**
Draw a zoo animal.



Hooray! It is summer!

PREVIEW

My name _____

Cut the links. Glue them in a chain.

G	**Game Day** Play a class game.	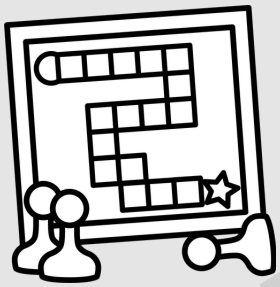	glue
H	**Horse Day** Draw a horse.		glue
I	**Ice Cream Day** Draw your favorite ice cream.		glue
J	**Juice Day** Draw a glass of juice.		glue
K	**Kite Day** Draw a kite in the sky.		glue

PREVIEW

My name _____

Cut the links. Glue them in a chain.

Q	**Queen and King Day** Make a paper crown.		glue
R	**Rainbow Day** Draw a rainbow.		glue
S	**Sailboat Day** Draw a sailboat.		glue
T	**Tent Day** Draw a camping tent.		glue
U	**Umbrella Day** Draw an umbrella.		glue

PREVIEW

My name _____



Color a box for each day.

10 days left	9 days left
8 days left	7 days left
6 days left	5 days left
4 days left	3 days left
2 days left	1 days left

PREVIEW

My name _____



Check the box when you do it.

N		**Nest Day**	Draw a bird's nest. ☐
O		**Octopus Day**	Draw an octopus. ☐
P		**Popsicle Day**	Draw a popsicle. ☐
Q		**Queen and King Day**	Make a paper crown. ☐
R		**Rainbow Day**	Draw a rainbow. ☐
S		**Sailboat Day**	Draw a sailboat. ☐
T		**Tent Day**	Draw a camping tent. ☐
U		**Umbrella Day**	Draw an umbrella. ☐
V		**Volleyball Day**	Toss a ball with a friend. ☐
W		**Watermelon Day**	Draw a watermelon slice. ☐
X		**Xylophone Day**	Make music together. ☐
Y		**Yo-Yo Day**	Show a favorite toy. ☐
Z		**Zoo Day**	Draw a zoo animal. ☐

PREVIEW

Preview · Bright Path Sped

My name _____

Write the letter. Write the task.



Today's letter:

Date _____

Today's task:

_____

Today was _____ Day.

My favorite part was _____ .

Draw your day.

PREVIEW



ABC COUNTDOWN TO SUMMER!



Today's letter

PREVIEW

Today's task:

A Finished Example (Invented Class)

Room 12 and Sam R. are invented; nothing on this page describes a real child or class. The board is on page 7.

Week	Letters	Days	Days done	Days left
Week 1	A to E	5	5	26 − 5 = **21**
Week 2	F to J	5	10	26 − 10 = **16**
Week 3	K to N	4	14	26 − 14 = **12**
Week 4	O to S	5	19	26 − 19 = **7**
Week 5	T to X	5	24	26 − 24 = **2**
Week 6	Y to Z	2	26	26 − 26 = **0**

How to read it

Room 12 started with **26** school days left, so letter A was day 1 and letter Z is the last day. Week 3 was a four-day week, so it has 4 letters (K to N). After week 3, **14** days are done and **12** are left: 14 + 12 = 26. Each "days done" number is the one before it plus that week's letters.

Sam R.'s checklist (invented student)

Sam R. was absent one day, so 13 of the 14 boxes are checked: 13 + 1 = 14. The unchecked day was a day Sam R. missed, not a task left undone.

Sam R.'s daily page for letter J

Letter: J. Task: **Draw a glass of juice.** Sentences: "Today was Juice Day. My favorite part was the orange juice picture." Sam R. is invented, and so is every word on this page.

Try it with your class

- Write your own starting count at the top of your calendar, then a letter for each school day.
- At the end of each week, add that week's letters to the days done and subtract from the start to find the days left.
- A day off or a short week changes the number of letters that week, not the method.

PREVIEW