AUTOGRAPH PAGE

END OF YEAR MEMORY BOOK



10 AUTOGRAPH PAGES

Bright Path Sped

Terms of Use

Please read before you print your first page.

One teacher license

- This file is for one teacher and the students in that teacher's classroom.
- Please do not share it, post it online, or sell it.
- Extra licenses for a team or a school are available on the product page.

This is a fillable PDF

- Open it in a PDF reader (Adobe Acrobat Reader, Preview, or your browser), click into a line or a box, type, and Save As.
- Every name, note and signature space is a type-in field. You can also print a page and write on it by hand.
- It works offline. No account, no subscription, no internet connection needed after you download it.

Print at 100 percent

Every page is US Letter, portrait. Turn off fit to page and shrink to fit so the pages come out full size. Print a page once for each child, or pass one page around the room.

Names in a saved file

A name you type stays in the file when you save it. If you save a copy for a class, keep it where your school keeps student information, and follow your school's rules for what is saved and shared.

Need help?

If a field will not behave or a page will not print the way you expect, use Ask a Question on the product page before leaving a review. Every question is read, and a fix to the file ships as a free update: re-download it any time from My Purchases.

© Bright Path Sped. For single-classroom use by the original purchaser.

PREVIEW

Ideas for Signing Day

Eight ways to use this book. Pick one, or mix them.

Signing day. Give each child an autograph page (pages 8 to 17). Play music. When it stops, trade pages and sign.

Sign five. Ask each child to collect five signatures. Use the tracker (page 41) to see who is done.

Memory share. Children fill a memory sheet (pages 18 to 27) and read one aloud in a circle.

Make the book. Stack the title page, autograph pages and memory sheets. Staple the left edge or punch holes and tie with yarn.

One big class sheet. Print a class signature sheet (pages 33 to 35) for the wall or the last day of school.

Letters to next year. Advice pages (pages 30 to 32) go in a folder for next fall's class.

Not sure what to write? Point children to the phrase bank (page 40).

Write only what your school allows. If your school has a rule about names, photos or sharing, write it on the lines on page 7.

PREVIEW



My Autograph Book



My name

_____

My grade _____ **School year** _____

My teacher

_____

My school

_____

Class of _____

PREVIEW

A Note to Families

Send the autograph book home with a few words from you. Type your own words on the lines.

Date _____ **Teacher** _____

Dear families,

Our class is making an autograph and memory book to close the year. Here is what we are doing:

_____

_____

You can help at home by asking your child:

_____

_____

Our plan

Signing day is

_____

Please send the book back by

_____

Our school's rule about sharing pages or photos

_____

A note from your family (optional)

_____

_____

Thank you,

Name

_____

PREVIEW

This book belongs to



Autograph Boxes





Sign your name in a box.

Sign here!



Sign here!



Sign here!



Sign here!



Sign here!



Sign here!



Sign here!



Sign here!



PREVIEW

This book belongs to



Sign Anywhere!





Sign anywhere in the frame. Big or small, any color!





PREVIEW





Preview · Bright Path Sped

This book belongs to

_____

Sign My Backpack



Color me!

Color the picture. Then ask friends to sign.

Name _____

Name _____

Name _____

Name _____

Name _____

PREVIEW

Preview · Bright Path Sped

This book belongs to

_____

Sign Around the World



Color me!

Color the picture. Then ask friends to sign.

Name _____

Name _____

Name _____

Name _____

Name _____

PREVIEW

My name



My Favorite Memory



Draw your favorite memory. Then write about it.

Draw it here

PREVIEW

My favorite memory is

It happened when

It made me feel

Preview · Bright Path Sped

My name



My Favorite Day



Draw your favorite day. Then write about it.

Draw the day

PREVIEW

My favorite day was

On that day I

I will always remember

My name



Things That Made Me Laugh

Write five things that made you laugh.

1

2

3

4

5

PREVIEW

My name



All About Me This Year



Fill in the page about you.

Draw me!

My grade

My teacher

My best friend

My favorite color

My favorite food

My favorite game

One thing I want you to know about me

PREVIEW

My name



My Favorite Place at School



Draw your favorite place. Then write about it.

Draw the place

PREVIEW

My favorite place is

I like it because

I go there to

This book belongs to
Maya



Autograph Boxes



Maya, Room 12 and every name here are invented. 6 signatures: 5 friends and 1 teacher.



Leo
Have a great summer! You are so funny.



Priya
Thanks for sharing your markers.



Mr. Kim
I loved having you in my class.



Sam
See you at recess next year!



Ana
You are a good friend.



Jon
Keep reading all summer!

PREVIEW

My name



Advice for the New Teacher





Write a letter to next year's teacher.

Dear _____

From _____

PREVIEW

Preview · Bright Path Sped

Our class _____ **Year** _____



Signed by Our Class



Everyone in our class signs here.

PREVIEW

My name



Things I Did Well





Write three things you did well this year.



I did well when I



I did well when I



I did well when I

PREVIEW

Preview · Bright Path Sped

My name



My Year in Words





Write three big words about your year.

Word 1

Word 2

Word 3



This year was

PREVIEW

Autograph Phrase Bank

Not sure what to write? Pick a starter, copy it onto a page, and finish it in your own words. 24 starters in 4 groups.

Kind words

- [ ] You are a great friend.
- [ ] Thank you for being kind to me.
- [ ] I am glad you sat by me.
- [ ] You make school fun.
- [ ] You always share.
- [ ] You helped me when I was sad.

Funny and fun

- [ ] I laughed so hard when you ____.
- [ ] You are the best at ____.
- [ ] Remember when we ____?
- [ ] Recess was better with you.
- [ ] Keep making people laugh!
- [ ] Our best joke was ____.

Our memories

- [ ] My favorite thing we did was ____.
- [ ] I will never forget ____.
- [ ] Remember the day we ____?
- [ ] I liked working with you on ____.
- [ ] We learned ____ together.
- [ ] The best part of this year was ____.

Wishes for you

- [ ] Have a great summer!
- [ ] I hope you have fun at ____.
- [ ] Good luck next year!
- [ ] I hope we are in class again.
- [ ] Keep reading and learning.
- [ ] Never stop being you.

My own starters

_____

_____

_____

_____

PREVIEW