Bright Path Sped

BOSSY R GAMES

ar er ir or ur

60 WORD CARDS + 3 GAMES

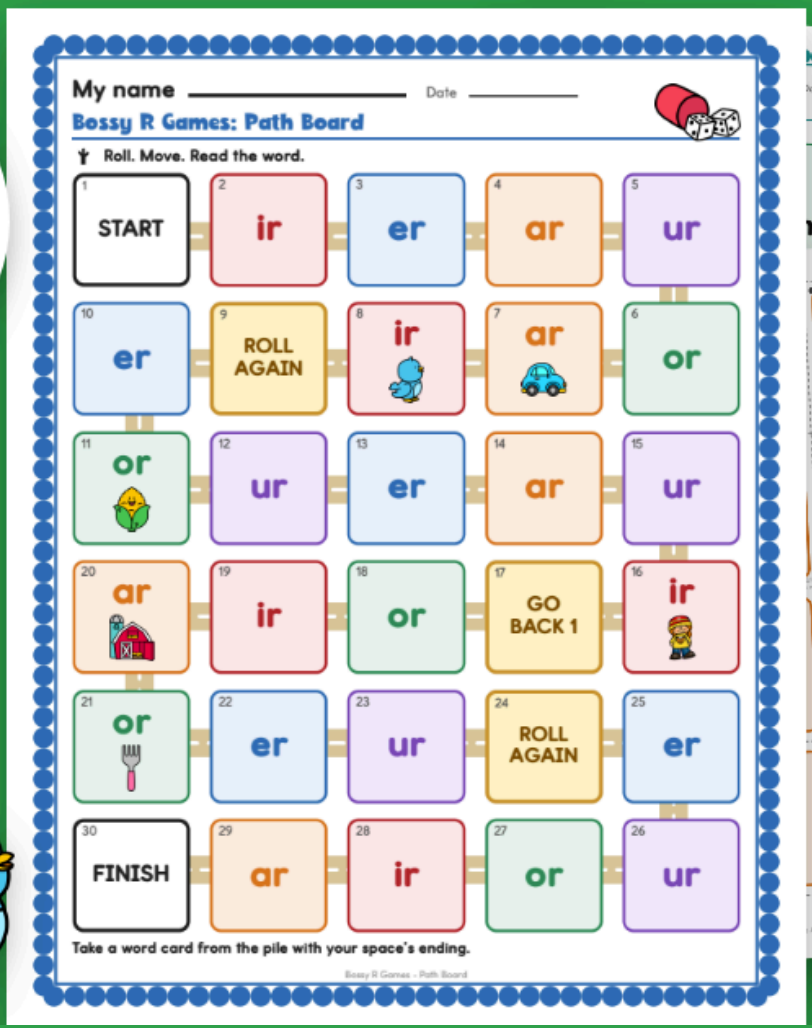





Terms of Use

Please read before you print your first page.

One classroom license

- This file is for one classroom: one teacher, one group of students.
- Please do not share it, post it online, or sell it.
- Extra licenses for a team or a school are available on the product page.

This is a fillable PDF

- Open it in a PDF reader (Adobe Acrobat Reader, Preview, or your browser), click into a box, type, and Save As.
- The name lines, the word boxes and the sentence lines on the student pages are type-in fields. You can also print any page and write by hand.
- It works offline. No account, no subscription, no internet connection needed after you download it.

Print at 100 percent

Turn off fit to page and shrink to fit so the word cards stay 2.6 inches by 2.5 inches. Every card has a dark outline and the ending is bold, so a card still reads when copied in black and white.

How the pieces fit

- Cut cards, pages 9 to 14: 60 word cards and 5 desk strips, cut and laminated before the lesson.
- Student pages 7 to 20: the path board, the sort mat, the recording sheet, the sentence page and 4 bingo boards.
- Check against the keys on pages 21 and 22. How to play is on page 4.

Need help?

If a box will not behave or a page will not print the way you expect, use Ask a Question on the product page first. Every question is read, and a fix ships as a free update from My Purchases.

© Bright Path Sped. For single-classroom use by the original purchaser.

PREVIEW

How to Play the Three Games

The same 60 word cards run every game. Change the order to fit your class.

Game	Three steps	Pages
Path Board Game 2 to 4 players	1. Sort the cards into five piles by ending (pages 9 to 13), face down. Each player puts a counter on START of the board on page 7. 2. Roll a number cube and move that many spaces. Look at the ending on your space and take the top card from that pile. 3. Read the word. Read it right and you keep the card. Not sure? Put it at the bottom of the pile. On Roll Again, roll again. On Go Back 1, move back one space. First to FINISH wins; count cards to break a tie.	7, 9 to 13, 6
Go Fish for Endings 2 to 4 players	1. Deal 5 cards to each player. Put the rest face down in the middle. A book is 4 words with the same ending. There are 15 books in all. 2. Ask one player: Do you have an ar word? You must hold an ar word yourself. If they have one, they read it aloud and give it. If not, Go Fish. 3. Lay down a book of 4 and read all 4 words aloud. When the cards run out, the most books wins.	9 to 13
Bossy R Bingo 2 to 4 players, one board each	1. Give each player a board (pages 17 to 20) and 8 counters. Shuffle the word cards for the caller. 2. The caller reads a word. Players who have that word cover it. The center is a free space. 3. Three in a row wins, across, down or corner to corner. 28 words are on no board; take them out for a faster game.	17 to 20, 9 to 13
Sort, Read and Write 1 student, a pair or a center	1. Spread the cards. Sort them onto the mat on page 8 and write 4 words in each row. 2. Read the cards aloud. On page 15, write each word you read today. 3. Pick a word. Write a sentence with it on page 16.	8, 15, 16

The rule these cards follow

- When a vowel is followed by r, the r bosses it and changes the sound: ar, er, ir, or, ur.
- A few words with r do not follow it (for example war, word, work); none are in the game. Teach them as special words.
- Say it out loud: vowel, then r. The r is bossy.

Say it out loud

- What is the vowel? What comes right after it?
- Which ending is it: ar, er, ir, or or ur?
- Say the sound the vowel and r make together. Read the word.

PREVIEW

How to Play Bossy R Games



1 ROLL.

Roll the number cube. Move that many spaces.

2 LOOK.

See the ending on your space: ar, er, ir, or or ur.

3 READ.

Take the top card from that pile. Read the word.

4 KEEP.

Read it right? Keep the card. Not sure? Put it at the bottom.

GET TO FINISH FIRST!

Roll Again? Roll again. Go Back 1? Move back one space.

PREVIEW

My name _____ Date _____



Bossy R Games: Path Board

Roll. Move. Read the word.

1 START	2 ir	3 er	4 ar	5 ur
10 er	9 ROLL AGAIN	8 ir 	7 ar 	6 or
11 or 	12 ur	13 er	14 ar	15 ur
20 ar 	19 ir	18 or	17 GO BACK 1	16 ir 
21 or 	22 er	23 ur	24 ROLL AGAIN	25 er
30 FINISH	29 ar	28 ir	27 or	26 ur

Take a word card from the pile with your space's ending.

PREVIEW



car

A1



jar

A2

star

A3

farm

A4



barn

A5

card

A6

yard

A7



park

A8

dark

A9



shark

A10

smart

A11

starch

A12

PREVIEW



bird

I1



girl

I2



shirt

I3

dirt

I4

first

I5

stir

I6

skirt

I7

chirp

I8

birth

I9

swirl

I10

twirl

I11

thirst

I12

PREVIEW

fur

U1

turn

U2

burn

U3

hurt

U4

curl

U5

surf

U6

burst

U7

burp

U8



nurse

U9



purse

U10



turtle

U11



turkey

U12

PREVIEW

My name _____ Date _____



Bossy R Games: Words I Read Today

Write each word you read.

ar	er	ir	or	ur

I read _____ words today. My best word _____

PREVIEW

Preview - Bright Path Sped

My name _____ Date _____



Bossy R Games: Bingo Board 1

Cover the word you hear.

her	corn	fern
jar	FREE	car
fork	bird	fur

Three in a row wins.

PREVIEW

Preview - Bright Path Sped

My name _____ Date _____



Bossy R Games: Bingo Board 3

Cover the word you hear.

yard	torn	chirp
sport	★ FREE	burst
skirt	ladder	park

Three in a row wins.

PREVIEW

Answer Key: Word Cards

All 60 words by ending, with the card numbers printed small in each corner.

End	Words	Cards	Words	Books	Shapes
ar	car, jar, star, farm, barn, card, yard, park, dark, shark, smart, starch	A1 to A12	12	3	9, 2, 1
er	her, fern, term, herd, perch, germ, ladder, letter, spider, hammer, zipper, ruler	E1 to E12	12	3	5, 2, 5
ir	bird, girl, shirt, dirt, first, stir, skirt, chirp, birth, swirl, twirl, thirst	I1 to I12	12	3	4, 7, 1
or	corn, fork, horn, storm, born, port, sport, torn, short, thorn, horse, doctor	O1 to O12	12	3	6, 5, 1
ur	fur, turn, burn, hurt, curl, surf, burst, burp, nurse, purse, turtle, turkey	U1 to U12	12	3	7, 3, 2
All			60	15	31, 19, 10

The 15 Go Fish books (any four words with the same ending also count)

ar book 1: car, jar, star, farm

ar book 2: barn, card, yard, park

ar book 3: dark, shark, smart, starch

er book 1: her, fern, term, herd

er book 2: perch, germ, ladder, letter

er book 3: spider, hammer, zipper, ruler

ir book 1: bird, girl, shirt, dirt

ir book 2: first, stir, skirt, chirp

ir book 3: birth, swirl, twirl, thirst

or book 1: corn, fork, horn, storm

or book 2: born, port, sport, torn

or book 3: short, thorn, horse, doctor

ur book 1: fur, turn, burn, hurt

ur book 2: curl, surf, burst, burp

ur book 3: nurse, purse, turtle, turkey

Reading the key

- Every word has a vowel letter followed by r. The card number is printed small in the corner of each card.
- A Go Fish book is 4 words with the same ending, so each ending makes 3 books: 15 in all.
- The Shapes column counts the circle, square and triangle words. The triangle words are starch ladder letter spider hammer zipper thirst doctor turtle turkey.
- The path board has 5 spaces for each ending, 2 Roll Again spaces and 1 Go Back 1 space, plus START and FINISH. Shuffle the cards you have already read back in when a pile runs out.

PREVIEW

Tracker and Roll-Up

Write the date. Color a box for each right answer. A blank row means not played yet, never wrong.

Student _____ Teacher _____ School year _____

Page	Sheet or game	Date	Right	Out of
15	Words I Read Today (words written)		☐☐☐☐☐☐☐☐☐☐☐☐	40
8	Sort Mat (words in the right row)		☐☐☐☐☐☐☐☐☐☐☐☐	20
16	Sentence Time (bossy r word spelled right)		☐☐☐☐☐	5
7	Path Board (cards read right, 10 turns)		☐☐☐☐☐☐☐☐☐☐	10
9-13	Go Fish (words read right, 12 asks)		☐☐☐☐☐☐☐☐☐☐☐☐	12
17	Bingo (words covered right, one board)		☐☐☐☐☐☐☐☐	8

Roll-up: add the Right column and the Out of column for the rows played.

Total right, all rows _____ Total out of, rows played _____

Notes for the team

PREVIEW

The Bossy R at Home

Dear family, this week we are reading words where a vowel is followed by r, like car, her, bird, corn and fur. These games are for talking and playing, not for a grade. Short answers are fine.

Student _____ Week of _____

Play Go Fish for Endings at home, in three steps

- Write 15 words on 15 small cards: 3 that end in ar, 3 in er, 3 in ir, 3 in or and 3 in ur. Use the words your child read this week.
- Deal 4 cards each. Ask: Do you have an ar word? Read each word aloud when you give it.
- Four words with the same ending make a book. Say the rule together: when a vowel is followed by r, the r is bossy.

Words we found at home

ar			
er			
ir			
or			
ur			

Try saying

- "What is the vowel? Which letter is bossing it?"
- "Which ending is it: ar, er, ir, or or ur?"

Note from the teacher

Note from home

PREVIEW