COLONIAL LIFE WORKSHEETS

Jobs, Homes and Daily Life, Grades 5-8

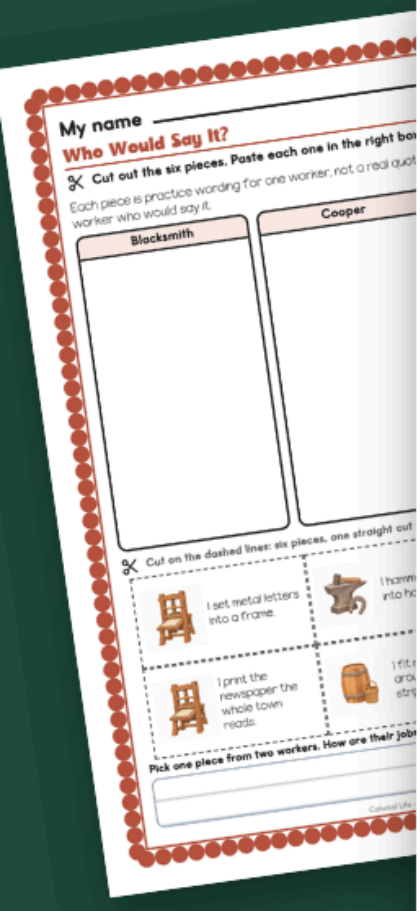

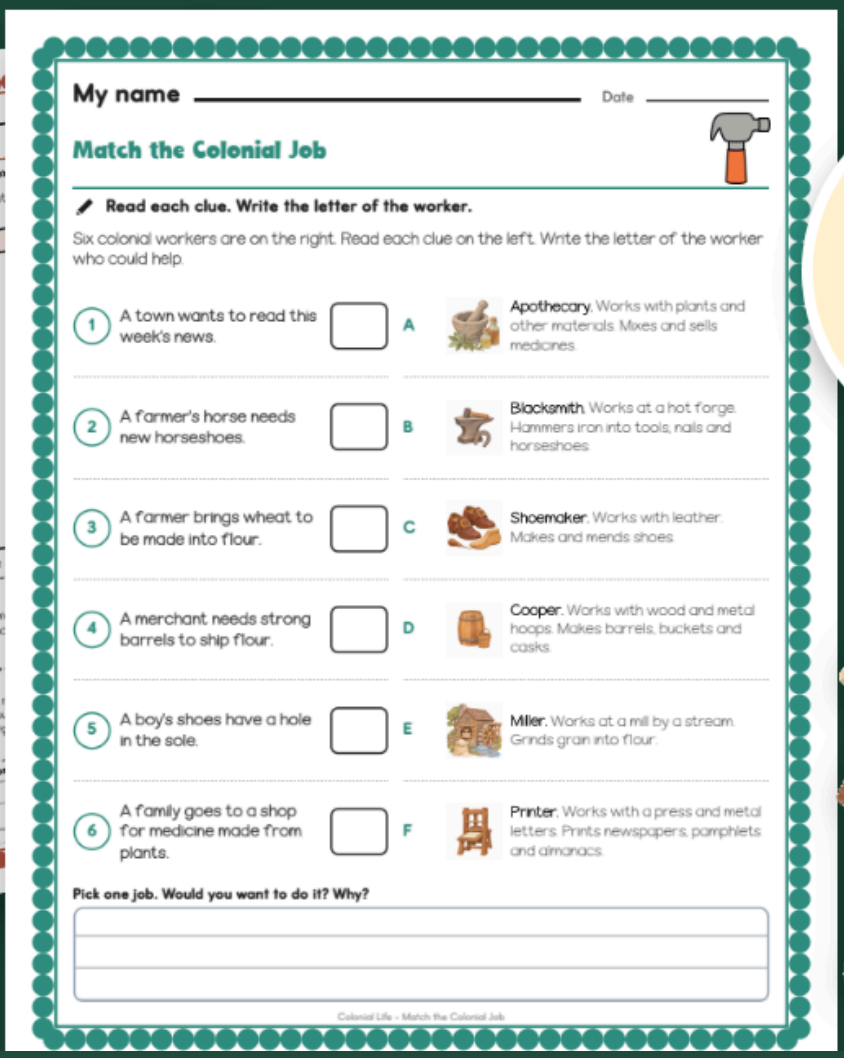

25 STUDENT PAGES



Bright Path Sped

Terms of Use

Please read before you print your first page.

One classroom license

- This file is for one classroom: one teacher, one group of students.
- Please do not share it, post it online, or sell it.
- Extra licenses for a team or a school are available on the product page.

This is a fillable PDF

- Open it in a PDF reader (Adobe Acrobat Reader, Preview, or your browser), click into a line or a box, type, and Save As.
- The name line, every answer box, every ruled work box and every check box on the student pages are type-in fields, and so are the tracker, class grid, team note and family page. You can also print any page and write by hand.
- It works offline. No account, no subscription, no internet connection needed after you download it.

Print at 100 percent

Turn off fit to page and shrink to fit so the ruled lines stay 0.34 inch apart. Every student page is black and white inside a colored border, so it still reads when copied in black and white.

Student work

A filled-in tracker, class grid or team note carries a real student's name. Keep it in the data folder, and use a first name only on any page that leaves your hands.

Need help?

If a field will not behave or a page will not print the way you expect, use Ask a Question on the product page. Every question is read, and a fix ships as a free update.

© Bright Path Sped. For single-classroom use by the original purchaser.

PREVIEW

How To Read a Page

The parts of a student page, then the page types in the order they come.

The parts of a page

- **The answer box.** A bordered box for a letter, a year, a number or a name. Click it to type, or print and write in it.
- **The ruled work box.** Lines 0.34 inch apart. A short answer gets 4 lines; the cause and effect boxes get 3 and the paragraph page gets 18. It types and prints.
- **The check box.** True or false, yes or not yet: click or mark one.
- **The reading.** A short passage with its topic at the top, then a cause box, an effect box and two checks.
- **The cut line.** Six pieces in a 3 by 2 grid, each 2.4 by 1.25 inches, edge to edge: one cut across and two down.

Page type	What it looks like	What the student does
Before You Read, True or False, Words to Know	3 pages, 14 items	Big picture; true or false with fix-it lines; match eight words.
5 Readings	10 checks	Read, write the cause and the effect, answer two checks with a letter.
Match the Colonial Job	1 page, 6 items	Six workers, six clues: write the letter of the worker who fits.
Which Region?, Compare, Then and Now	3 pages, 6 items	Write A, B or C for six facts; fill a 3-region chart, write how we do things today.
Cause and Effect, Letter, Three Children	3 pages	Write four effects and two causes; write a letter to a cousin; write what three children might say.
Think It Through, CER	6 questions, 2 pages	4 lines per question; a plan and an 18-line paragraph.
Quiz, Cut and Paste	12 items, 18 pieces	A quiz in two parts and three cut-and-paste mats (which region, who would say it, homes food school).

Untimed, unscored on the page

No student page has a timer or a score on it. The keys and the tracker are for you. The answer keys are on pages 30 to 34.

A short account, not a full textbook

Each reading is a summary of one part of daily life in plain words. It is not a complete history, and it is not tied to any particular standard. Add your own textbook or source for more depth.

Printing and the type-in fields

Every page prints clean in black and white. Every box and line is a type-in field in any PDF reader: click, type, then save. This is a fillable PDF, not a slideshow or a word-processor file.

Open answers

The charts, the cause and effect chain, the letter, the three children, short answers and the paragraph are open. The keys give a sample and what to look for. Accept any answer that is true to the readings and explains its reason.

PREVIEW

Preview - Bright Path Sped

My name _____ Date _____

Before You Read



Read the big ideas. Then write what you know.

What was an ordinary day like in a colonial home, town or farm? Here is where the story starts.

Three regions	The thirteen colonies had three regions. New England was in the north, the Middle Colonies were in the center, and the Southern Colonies were in the south.
Home and food	Families built homes and grew food that fit the land and the weather where they lived. Most families made much of what they needed.
Work and school	Towns needed workers such as blacksmiths, coopers and printers. Young people learned a trade as apprentices, and children learned to read in different ways.
The road	You will read five short readings, match colonial jobs, compare the regions, write a letter as a colonial child and sort by hand.

What do you already know about life long ago?

What do you want to find out about colonial life?

PREVIEW

Preview - Bright Path Sped

My name _____ Date _____

Where Colonists Lived



Read the story. Then fill in cause and effect.

Homes in three regions

Colonial homes depended on the land, the weather and the money a family had. In New England, most families built small wooden houses with a big stone chimney in the middle. The winters were long and cold, so the fireplace was the heart of the house. Towns grew up around a village green and a meetinghouse, and neighbors lived close together. In the Middle Colonies, builders used wood, but they also used stone and brick, and German and Dutch settlers built farmhouses the way they had at home. Cities such as Philadelphia and New York had rows of brick houses along busy streets. In the Southern Colonies, most people lived on farms that were far apart. A few rich planters built large brick houses, but most families lived in small wooden ones. Almost no home, rich or poor, had running water. Families carried water from a well, lit their rooms with candles and cooked over an open fire. Many homes had only one or two main rooms, and the whole family often slept close together to stay warm.

Cause: Why did this happen?

Effect: What happened because of it?

Check what you read. Write the letter in the box.

1. Why was the fireplace the heart of a New England home? ☐
   - **A** Winters were long and cold.
   - **B** There was no wood to burn.
   - **C** Nobody cooked in the house.

2. Which region had cities with rows of brick houses? ☐
   - **A** The Southern Colonies
   - **B** The Middle Colonies
   - **C** No region did.

PREVIEW

Preview - Bright Path Shed

My name _____ Date _____

Jobs in a Colonial Town



Read the story. Then fill in cause and effect.

Trades and farm work

Colonial towns needed workers who could make the things people used every day. A blacksmith heated iron in a hot fire and hammered it into horseshoes, nails, hinges and tools. A cooper made barrels and buckets from wooden strips held together by metal hoops, and barrels carried flour, fish and many other goods. A printer set metal letters in a frame and used a press to print newspapers, pamphlets and almanacs. An apothecary mixed and sold medicines made from plants and other materials. A miller ground grain into flour, and a shoemaker made and mended shoes. Most young people learned a trade as an apprentice. An apprentice lived and worked with a master for several years, and the master taught the skills in return. Most colonists were farmers. In the Southern Colonies, much of the work on large farms was done by enslaved Africans, who were forced to work without pay and could not choose their own jobs. Skilled trades were found mostly in towns and port cities.

Cause: Why did this happen?

Effect: What happened because of it?

Check what you read. Write the letter in the box.

1. What did a cooper make?
   - **A** Horseshoes and nails
   - **B** Barrels and buckets
   - **C** Newspapers

2. What was an apprentice?
   - **A** A young person who learned a trade from a master
   - **B** A rich planter
   - **C** A person who printed almanacs

PREVIEW

Preview - Bright Path Shed

My name _____ Date _____

Play, Clothes and Neighbors



Read the story. Then fill in cause and effect.

Fun and clothing

Colonial children worked hard, but they also found time to play. They rolled hoops with a stick and played with marbles and spinning tops. They played tag, leapfrog and blindman's buff, and in the cold winters they slid and skated on frozen ponds. There were no toy stores, so toys were often made at home from wood, cloth or corn husks. Neighbors worked and had fun together at gatherings called bees. At a husking bee, people shared the job of peeling the husks from corn, and at a quilting bee they sewed a quilt together while they talked. Colonists wore clothes made of wool and linen. Many women spun thread and wove cloth at home, and tailors sewed fine clothes for people who could pay. Children's clothes were often small copies of grown-up clothes and were handed down to younger children. In the Middle Colonies, city markets drew big crowds. Wealthy Southern planters held horse races and dances, but Sundays in New England were quiet days at church.

Cause: Why did this happen?

Effect: What happened because of it?

Check what you read. Write the letter in the box.

1. Why were toys often made at home?
   - **A** Toys were against the law.
   - **B** There were no toy stores.
   - **C** Children did not like to play.

2. What happened at a quilting bee?
   - **A** Neighbors sewed a quilt together.
   - **B** Neighbors raced horses.
   - **C** Neighbors printed newspapers.

PREVIEW

Preview - Bright Path Sped

My name _____ Date _____



Match the Colonial Job

Read each clue. Write the letter of the worker.

Six colonial workers are on the right. Read each clue on the left. Write the letter of the worker who could help.

1. A town wants to read this week's news. ☐
2. A farmer's horse needs new horseshoes. ☐
3. A farmer brings wheat to be made into flour. ☐
4. A merchant needs strong barrels to ship flour. ☐
5. A boy's shoes have a hole in the sole. ☐
6. A family goes to a shop for medicine made from plants. ☐

A  **Apothecary.** Works with plants and other materials. Mixes and sells medicines.

B  **Blacksmith.** Works at a hot forge. Hammers iron into tools, nails and horseshoes.

C  **Shoemaker.** Works with leather. Makes and mends shoes.

D  **Cooper.** Works with wood and metal hoops. Makes barrels, buckets and casks.

E  **Miller.** Works at a mill by a stream. Grinds grain into flour.

F  **Printer.** Works with a press and metal letters. Prints newspapers, pamphlets and almanacs.

Pick one job. Would you want to do it? Why?

PREVIEW

Preview - Not for Sale

My name _____ Date _____

Compare the Regions



Fill in the chart. Tell about each region.

The readings on pages 7 to 11 have the facts. Write a few words in each box.

The topic	New England	Middle Colonies	Southern Colonies
Land and weather			
Main foods			
Where people lived			
Learning			

One thing that was the same in every region:

The biggest difference between two regions:

PREVIEW

My name _____ Date _____

A Letter to a Cousin



Write a letter as a colonial child.

It is about 1750. You are a child in one of the thirteen colonies. Write a letter to a cousin far away. Tell about your home, your food, your work or school, and one thing you do for fun.

Plan your letter

My home: ____
What we eat: ____
My work or school: ____
What I do for fun: ____

I live in ____. Every day we ____. My favorite thing is ____. Please tell me ____.

Dear Cousin,

Your cousin, ____

PREVIEW

Preview - Bright Path Sped

My name _____ Date _____

Think It Through A

Answer each question in full sentences.

Use facts from the readings to answer.

1. How did the land and weather change the way colonists lived in New England?

2. Tell how colonists kept food from spoiling.

3. What did an apprentice do?

PREVIEW

My name _____ Date _____



Claim, Evidence, Reasoning

Plan your answer. Write a claim, evidence and reasoning.

Question: Which colonial job was the most important to a town? Use facts from the readings.

Pick one job. Use the readings, pages 7 to 11.

I believe the ____ was the most important because ____. For example, ____.
This shows that ____ because ____.

Claim: Which job do you pick?

Evidence: Give two facts from the readings.

Reasoning: Explain how your facts prove your claim.

PREVIEW

Preview - Bright Path Shed

My name _____ Date _____

Quiz, Part A

Read each one. Write the letter of the best answer.

Write the letter of the best answer in the box.

1. Which was a common food in every colony?
   - **A** Corn
   - **B** Rice only
   - **C** Wheat bread only

2. What did a colonial blacksmith make?
   - **A** Barrels
   - **B** Horseshoes and nails
   - **C** Newspapers

3. Where did many colonial families get water?
   - **A** From a faucet
   - **B** From a well
   - **C** From a store

4. Which region was called the breadbasket?
   - **A** New England
   - **B** The Middle Colonies
   - **C** The Southern Colonies

5. What was a village green?
   - **A** A shared open space in a New England town
   - **B** A kind of cloth
   - **C** A farm in the South

6. What was a bee?
   - **A** A gathering where neighbors worked and had fun together
   - **B** A kind of school
   - **C** A kind of boat

PREVIEW

Preview - Bright Path Sped

My name _____ Date _____

Which Region? Cut and Paste

Cut out the six pieces. Paste each one in the right box.

Each piece tells about life in one region. Paste it in the box for New England, the Middle Colonies or the Southern Colonies.

New England	Middle Colonies	Southern Colonies

PREVIEW

Cut on the dashed lines: six pieces, one straight cut across and two down.

German and Dutch settlers built farmhouses of stone.

Families ate fish and shellfish from the sea.

A tutor taught the children of a rich family at home.



Long, cold winters made the fireplace the heart of the home.



Rice and indigo grew in the warm weather.



Wheat farms filled the flat, rich land.

Pick one piece. How do you know where it belongs?

My name _____ Date _____

Check My Own Work

Check your own work. Mark yes or not yet.

1	I can tell how homes were different in the three regions.	☐ yes	☐ not yet
2	I can tell what colonists ate and how they kept food.	☐ yes	☐ not yet
3	I can name four colonial jobs and say what each worker made.	☐ yes	☐ not yet
4	I can tell what an apprentice did.	☐ yes	☐ not yet
5	I can tell a cause from an effect.	☐ yes	☐ not yet
6	I know what a hornbook, a hearth and an almanac are.	☐ yes	☐ not yet
7	I can use a fact from a reading to back up my claim.	☐ yes	☐ not yet
8	I can tell how colonial life was like and unlike my life.	☐ yes	☐ not yet

The part I understand best is...

One thing I still want to know is...

PREVIEW

Answer Key: Jobs, Regions, Quiz, Sorts

The jobs match, the region sort, the quiz and the three cut-and-paste mats.

Match the Colonial Job page 13

#	Starts with	Worker
1	A town wants to read this …	F: Printer
2	A farmer's horse needs new horseshoes.	B: Blacksmith
3	A farmer brings wheat to be …	E: Miller
4	A merchant needs strong barrels to …	D: Cooper
5	A boy's shoes have a hole …	C: Shoemaker
6	A family goes to a shop …	A: Apothecary

Which Region? page 14

#	Starts with	Region
1	Towns grew up around a …	A: New England
2	Farmers grew so much wheat …	B: Middle Colonies
3	A long, warm growing season …	C: Southern Colonies
4	Young children went to a …	A: New England
5	Cities such as Philadelphia and …	B: Middle Colonies
6	Farms were far apart, so …	C: Southern Colonies

Quiz pages 24, 25

#	Starts with	Answer
1	Which was a common food …	A: Corn
2	What did a colonial blacksmith …	B: Horseshoes and nails
3	Where did many colonial families …	B: From a well
4	Which region was called the …	B: The Middle Colonies
5	What was a village green?	A: A shared open space …
6	What was a bee?	A: A gathering where neighbors …
7	Who ground grain into flour?	B: A miller
8	Why did many colonial homes …	C: Rooms were costly to …
9	What did colonial students often …	A: Quill pens
10	Which worker mixed and sold …	A: An apothecary
11	What did colonists wear most …	B: Clothes of wool and …
12	Why were farms in the …	A: Farms there were large.

Which Region? Cut and Paste page 26

Piece (row, column)	Box
r1 c1: German and Dutch settlers …	Middle Colonies
r1 c2: Families ate fish and …	New England
r1 c3: A tutor taught the …	Southern Colonies
r2 c1: Long, cold winters made …	New England
r2 c2: Rice and indigo grew …	Southern Colonies
r2 c3: Wheat farms filled the …	Middle Colonies

Who Would Say It? page 27

Piece (row, column)	Box
r1 c1: I set metal letters …	Printer
r1 c2: I hammer hot iron …	Blacksmith
r1 c3: My barrels carry flour …	Cooper
r2 c1: I print the newspaper …	Printer
r2 c2: I fit metal hoops …	Cooper
r2 c3: I made the nails …	Blacksmith

Homes, Food, School page 28

Piece (row, column)	Box
r1 c1: People dried, salted and …	Food
r1 c2: A hornbook showed the …	School and Play
r1 c3: A big chimney heated …	Homes
r2 c1: Neighbors sewed a quilt …	School and Play
r2 c2: Cooks used an open …	Food
r2 c3: Families carried water from …	Homes

Reading the sort keys

Read each strip left to right, top row first. A reasonable student may argue that a fact fits two regions; accept it when the reason comes from the readings.

PREVIEW

Answer Key: Written Answers

Think It Through A and B (pages 20, 21) and the paragraph plan. These are samples, not the only right answers.

Think It Through

#	Starts with	A good answer includes
1	How did the land and weather …	Winters were long and cold, so families built homes with a big chimney and a fireplace; the soil was rocky, so families also fished.
2	Tell how colonists kept food from …	They had no refrigerators, so they dried, salted or smoked food or stored it in a cool cellar.
3	What did an apprentice do?	An apprentice lived and worked with a master for several years and learned a trade.
4	Why did some wealthy families in …	Farms were far apart and there were fewer schools, so a tutor taught the children at home.
5	What was a hornbook and how …	A wooden paddle with a sheet of the alphabet under clear horn; beginners used it to learn letters.
6	Pick one colonial job. Tell what …	Any trade from the reading with what the worker made and a reason, such as a blacksmith making horseshoes and tools that farmers needed.

Sample: Claim, Evidence, Reasoning (page 22)

- **Claim:** The blacksmith was the most important worker in a colonial town because so many other people needed the things he made.
- **Evidence:** A blacksmith hammered iron into horseshoes, nails, hinges and tools. Farmers needed tools, and travelers needed horseshoes.
- **Reasoning:** Without nails, hinges and tools, builders, farmers and other workers could not do their own jobs. Another student might pick the printer or the miller and still be right if the facts support the choice.
- Any job is a fair claim if the evidence is true to the readings and the reasoning explains why it mattered.

Scoring the open answers

Look for a true fact from the readings, a reason that connects it to the question, and the student's own wording. Count a short answer as right when it has the fact and the reason; a missing reason is a next step, not a wrong answer.

PREVIEW

Colonial Life Unit Tracker

One student, every scored page. Filled example: page 39.

Student _____ Teacher _____ Month _____

Page	Page type and set	Items	Right	Date	Notes
6	True or False? Fix It	6			
7	Where Colonists Lived	2			
8	What Colonists Ate	2			
9	Jobs in a Colonial Town	2			
10	Going to School	2			
11	Play, Clothes and Neighbors	2			
12	Words to Know	8			
13	Match the Colonial Job	6			
14	Which Region?	6			
24	Quiz, Part A	6			
25	Quiz, Part B	6			
26	Which Region? Cut and Paste	6			
27	Who Would Say It?	6			
28	Homes, Food, School	6			

How to fill this in

Write how many items the student got right with no prompt, and the date. A blank means not tried yet, never wrong. There are 66 items on the 14 scored pages. Answer keys: pages 30 to 34. Filled example: page 39.

This month we are working on (your own standard or wording)

PREVIEW

Team Note

Use this page between team meetings or when a student moves classes, to hand off what changed without writing a note from scratch. Everything below is observable, with a blank for the number or the wording your team already uses.

Student _____ Team member _____ Date _____

Page type	Covered since last note (Y/N)	Items right	Still blank
True or False			
Readings			
Words to Know			
Colonial Jobs			
Which Region?			
Quiz			
Cut and paste			

What I saw (observable, not a conclusion)

- Named the cause and the effect of ___ of ___ readings without a prompt.
- Matched ___ of ___ colonial workers to their clues (page 13).
- Used a fact from a reading in the claim, evidence and reasoning pages (22, 23): yes / no / with a reminder.
- Sorted ___ of ___ facts into the right region (page 14).

Next step

- Next page or set: ___, because ___ (what you saw).
- What to try in another class or at home: ___.
- What to keep doing because it is working: ___.
- Anything for the team meeting to decide: ___ (this page records what happened, never a label or a plan).

Summary, in one or two sentences, for whoever reads this next

A filled-in line, for reference

"Matched 6 of 8 words on Words to Know with no prompt on 10/3. Next step: reread the Jobs in a Colonial Town reading and use the jobs match to review each worker." That is the level of detail this page is built for. It matches the filled example on page 39.

PREVIEW

Maya's Tracker (Invented Student)

Maya R. is invented; nothing on this page describes a real student. The blank tracker is on page 35.

Student: Maya R. (an invented student)

Teacher: Mr. Bell (invented)

Month: September to October

Page	Page type and set	Items	Right	Date	Notes
6	True or False? Fix It	6	5	9/22	Missed the one about running water
7	Where Colonists Lived	2	2	9/24	-
8	What Colonists Ate	2	2	9/25	-
9	Jobs in a Colonial Town	2	1	9/29	Mixed up apprentice and master
10	Going to School	2	2	10/1	-
11	Play, Clothes and Neighbors	2	-	-	-
12	Words to Know	8	6	10/3	Mixed up cooper and apothecary
13	Match the Colonial Job	6	5	10/6	Swapped miller and cooper
14	Which Region?	6	4	10/8	Swapped Middle and Southern
24	Quiz, Part A	6	-	-	-
25	Quiz, Part B	6	-	-	-
26	Which Region? Cut and Paste	6	-	-	-
27	Who Would Say It?	6	-	-	-
28	Homes, Food, School	6	-	-	-

PREVIEW

How to read it

Maya R. has done **8 of 14** scored pages and got **27 of 34** items right with no prompt. **3** pages were all right and **5** carry a note. Every number comes from the table.

What the table points to

The lowest page is Jobs in a Colonial Town (1 of 2). That is where the next practice goes. The 6 pages left blank are not tried yet, never wrong.