DECEMBER READING LOG





FILLABLE PDF

Bright Path Sped

Terms of Use

Please read before you print your first page.

One classroom license

- This file is for one classroom: one teacher, one group of students.
- Please do not share it, post it online, or sell it.
- Extra licenses for a team or a school are available on the product page.

This is a fillable PDF

- Open it in a PDF reader (Adobe Acrobat Reader, Preview, or your browser), click into a name, a box or a line, type, and Save As.
- Every name, date, box and line on the student pages is a type-in field. You can also print a page and write by hand.
- It works offline. No account, no subscription, no internet connection needed after you download it.

Student names stay private

These pages can hold your students' names. Keep the file and any printouts with your own records, and follow your school's rules for who may see them. The students and books in the examples are invented.

Need help?

If a page will not print or fill the way you expect, use Ask a Question on the product page before leaving a review.

Notes

© Bright Path Sped. For single-classroom use by the original purchaser.

PREVIEW

December Reading Calendar

Read. Color the circle when you do.



My name _____

1 ○ Read a book about snow.	2 ○ Read to a stuffed animal.	3 ○ Read in a cozy spot for 10 minutes.	4 ○ Read a book about an animal in winter.
5 ○ Read a poem out loud.	6 ○ Read a book to a grown-up.	7 ○ Find a book with a rhyme.	8 ○ Read by a window with a blanket.
9 ○ Read a book about a friend.	10 ○ Read with a warm drink nearby.	11 ○ Read a funny book.	12 ○ Read a book about weather.
13 ○ Read your favorite book again.	14 ○ Read to a pet or a little kid.	15 ○ Read a book about food.	16 ○ Read a book with a number in the title.

PREVIEW

My December Calendar

Write the date. Write the minutes you read.



My name _____

DECEMBER

Sun	Mon	Tue	Wed	Thu	Fri	Sat

PREVIEW

My Reading Week

Write your book and your minutes.



My name Ben **Week** Week 2

	Book I read	Minutes	Parent initials
Mon	Moon Picnic	15	MB
Tue	Pip and the Bus	20	MB
Wed	Apples for Rosa	10	MB
Thu	Bear's Big Bed	20	MB
Fri	Moon Picnic	15	MB
Sat	Lost Glasses Day	25	MB
Sun	Apples for Rosa	15	MB

Days I read 7 **Total minutes** 120

Parent signature _____

Example: Ben and these books are invented. Minutes: 15 + 20 + 10 + 20 + 15 + 25 + 15 = 120.

PREVIEW

My December Goal

Pick a goal. Check in each week.



My name Maya

My minutes goal for December

400

Books I want to finish

5

I will read:

- [x] After school
- [x] Before bed
- [ ] At lunch or recess
- [ ] On the weekend

My favorite place to read

On my bed with a pillow

Who will listen to me read?

My dad

Week	Minutes I read	Color a star
Week 1	80	☆
Week 2	95	☆
Week 3	70	☆
Week 4	90	☆
Week 5	85	☆
All December	420	

Example: Maya is an invented student. Minutes 80 + 95 + 70 + 90 + 85 = 420. 420 is more than the goal of 400.

PREVIEW

My Winter Break Reading

Pick books for break. Write the minutes you read.



My name _____

Books I want to read over break:

1. _____
2. _____
3. _____
4. _____
5. _____

My cozy reading spot

Who I will read with

Minutes I read each day:

Sun	Mon	Tue	Wed	Thu	Fri	Sat

PREVIEW

Reading Buddy Bookmarks

Cut apart. Trade with a buddy. Ask each other.




My name _____



Ask me!

Who is in my book?

Name _____



Ask me!

What happened first?

Name _____



Ask me!

What is the problem?

Name _____



Ask me!

How did it end?

Name _____



Ask me!

What was my favorite part?

Name _____



Ask me!

Would I read it again?

Name _____

PREVIEW

Teacher Note

For the adult. Students do not need this page.

Which page for which students

- **Primary**: idea calendar (pages 4 and 5), weekly log (page 7), book tracker (page 11).
- **Older**: blank calendar (page 6), goal page (page 9), weekly log (page 7).
- **Everyone**: bookmarks (pages 13 and 14).

Four ways to use it

- Print the idea calendar for each student, or one for the class wall, and read the day's idea aloud.
- Send the weekly log home on Monday. Ask for it back on a day you choose.
- Have students set a goal on the first school day of December and check in each Friday.
- Cut bookmarks and hand them out as students finish a week.
- On the blank calendar, fill in the date numbers to match this year's December before you copy it.

Our class reading goal for December (write your own)

Reading log is due

How I check logs

What happens when a log is late (your own rule)

Notes

PREVIEW