Bright Path Sped

FACT FAMILY HOUSES

Blank Templates & Practice Within 20

29 PAGES

GRADES K-2



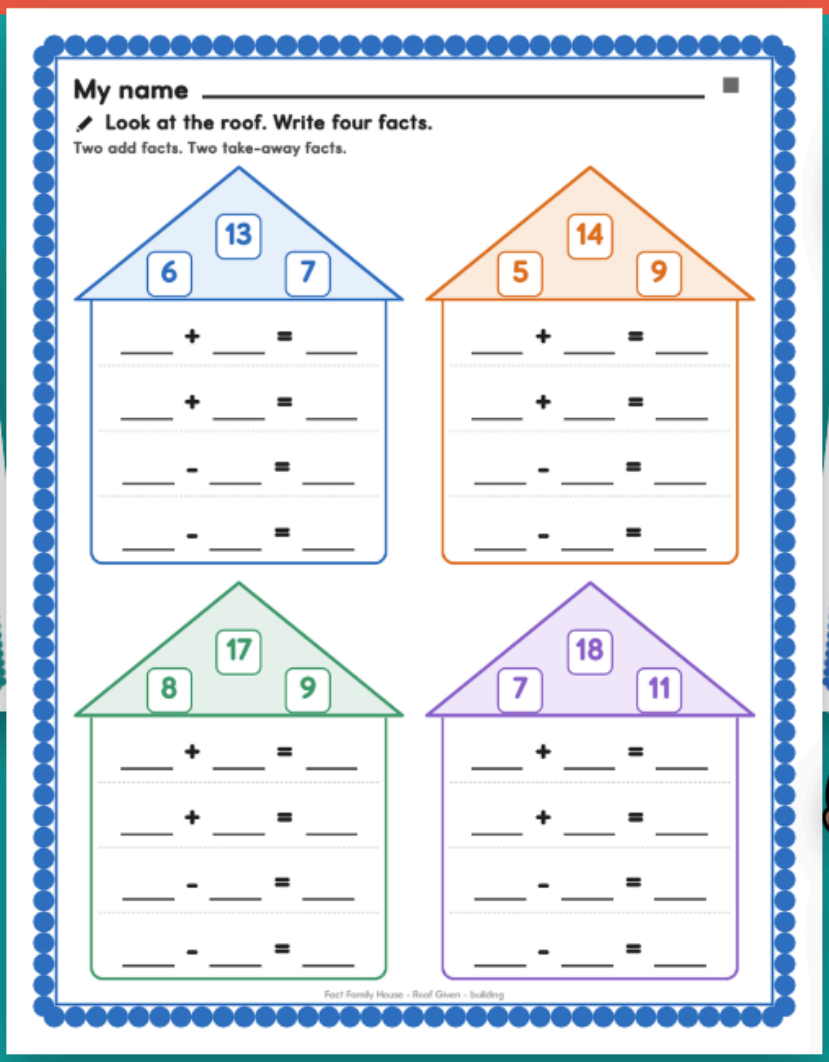







Terms of Use

Please read before you print your first page.

One classroom license

- This file is for one classroom: one teacher, one group of students.
- Please do not share it, post it online, or sell it.
- Extra licenses for a team or a school are available on the product page.

This is a fillable PDF

- Open it in a PDF reader (Adobe Acrobat Reader, Preview, or your browser), click into a box or a line, type, and Save As.
- The name lines, every blank in the houses and every notes area are type-in fields. The posters and the cut cards are print pages. You can also print any page and write by hand.
- It works offline. No account, no subscription, no internet connection needed after you download it.

Print at 100 percent

Turn off fit to page and shrink to fit so the cut cards keep their size. Every page is readable in black and white, and the house poster comes in an ink-saver copy. Posters look best on cardstock; the pages children write on are fine on copy paper.

Need help?

If a field will not behave or a page will not print the way you expect, use Ask a Question on the product page before leaving a review. Every question is read, and a fix to the file ships as a free update.

© Bright Path Sped. For single-classroom use by the original purchaser.

PREVIEW

How to Teach It: Five Short Routines

Each one takes a few minutes. Always start with the three roof numbers.

1. Build the roof

- Show the poster (page 5). Say: "The whole lives at the top. The two parts live in the bottom corners."
- Pick 4 and 7 for the parts. Children say what the whole must be: 11.

2. Add two ways

- Write 4 + 7 = 11. Then switch the parts: 7 + 4 = 11.
- Ask: "Did the whole change when we switched the parts?"

3. Take away two ways

- Start at the whole: 11 - 4 = 7. Then take the other part: 11 - 7 = 4.
- In every take-away fact the whole is the first number.

4. Check the house

- Does every fact use only 4, 7 and 11? Children point at each number in the roof as they read the fact.
- Try the does-it-belong page (page 17) when children are ready.

5. Find the missing number

- Cover one number in a fact. Look at the roof. Which roof number is hidden? (pages 14 and 15)
- When a child is ready, start from one fact only (page 16) and build the whole house.

Notes on your day

PREVIEW

FACT FAMILY HOUSE

Three numbers live in the roof. Four facts live inside.

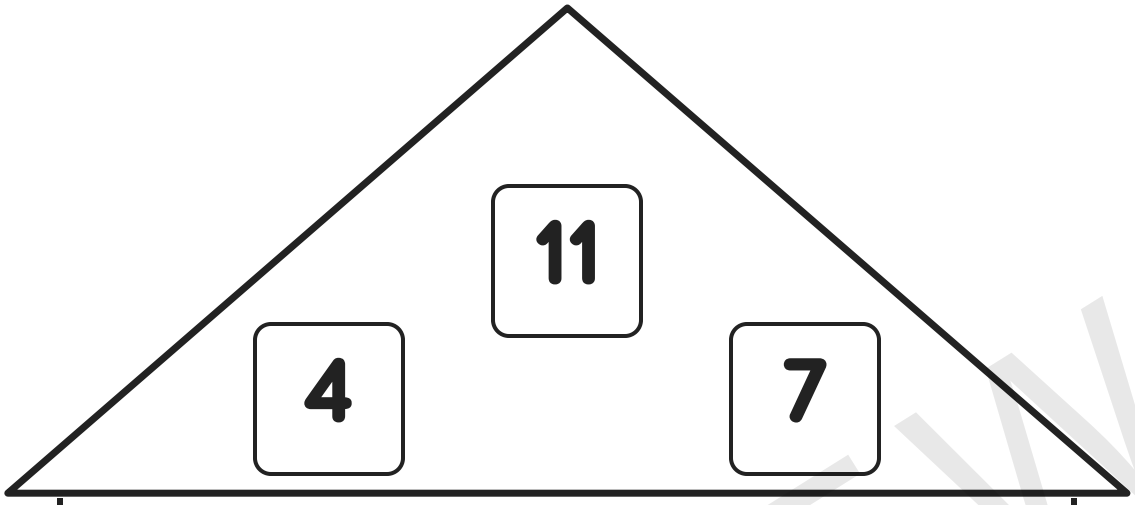

$4 + 7 = 11$

$7 + 4 = 11$

$11 - 4 = 7$

$11 - 7 = 4$

The whole
top of the roof

The parts
bottom corners

Add the parts
part + part = whole

Take a part away
whole - part = part

PREVIEW

Preview - Bright Path Sped

My name _____

Pick 3 numbers. Fill the house.

Use numbers up to 20. Write the whole on top.

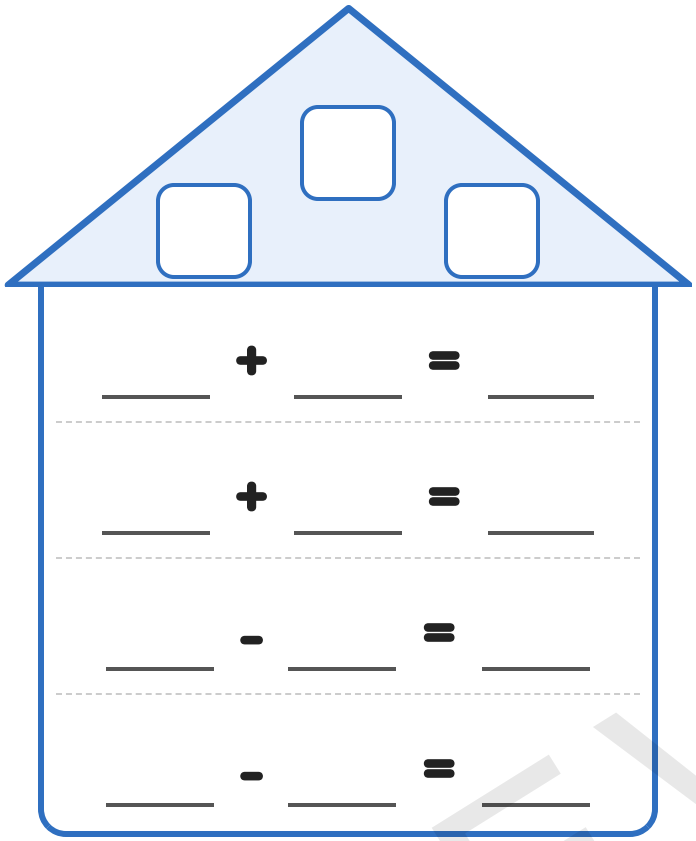

____ + ____ = ____

____ + ____ = ____

____ - ____ = ____

____ - ____ = ____

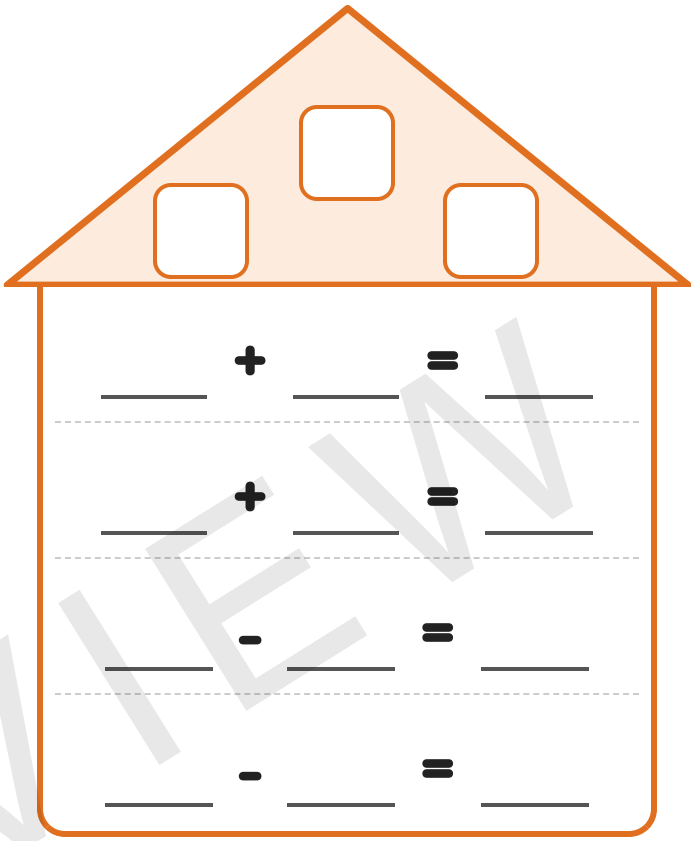

____ + ____ = ____

____ + ____ = ____

____ - ____ = ____

____ - ____ = ____

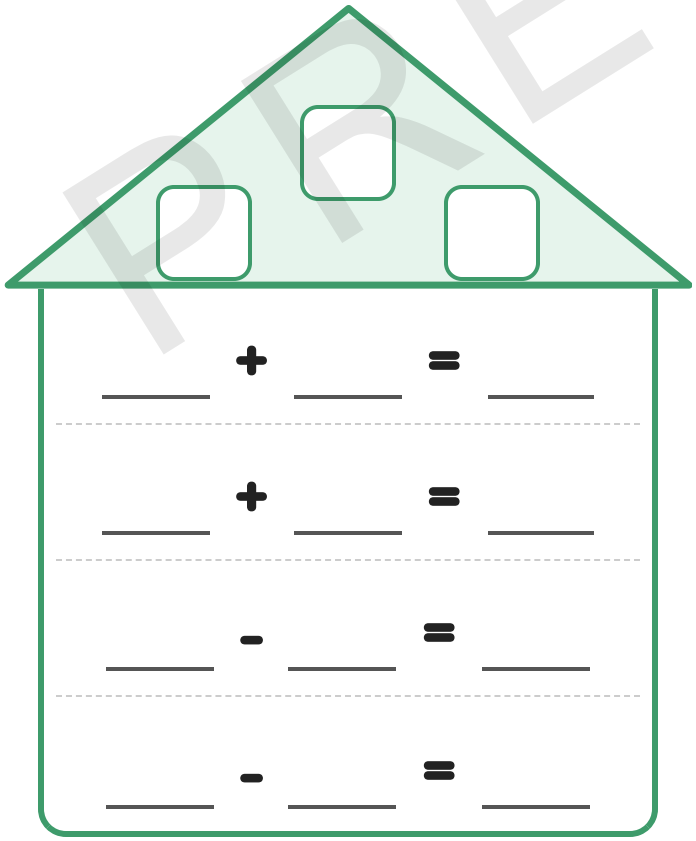

____ + ____ = ____

____ + ____ = ____

____ - ____ = ____

____ - ____ = ____

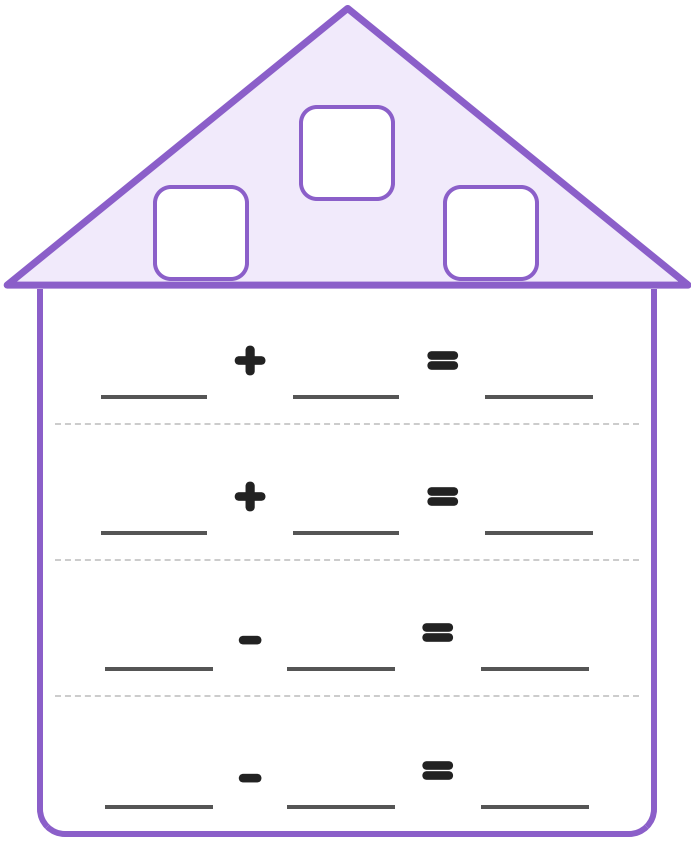

____ + ____ = ____

____ + ____ = ____

____ - ____ = ____

____ - ____ = ____

PREVIEW

Preview - Bright Path Sped

My name _____

Make your own house. Write four facts.

Use numbers up to 20. Write the whole on top.

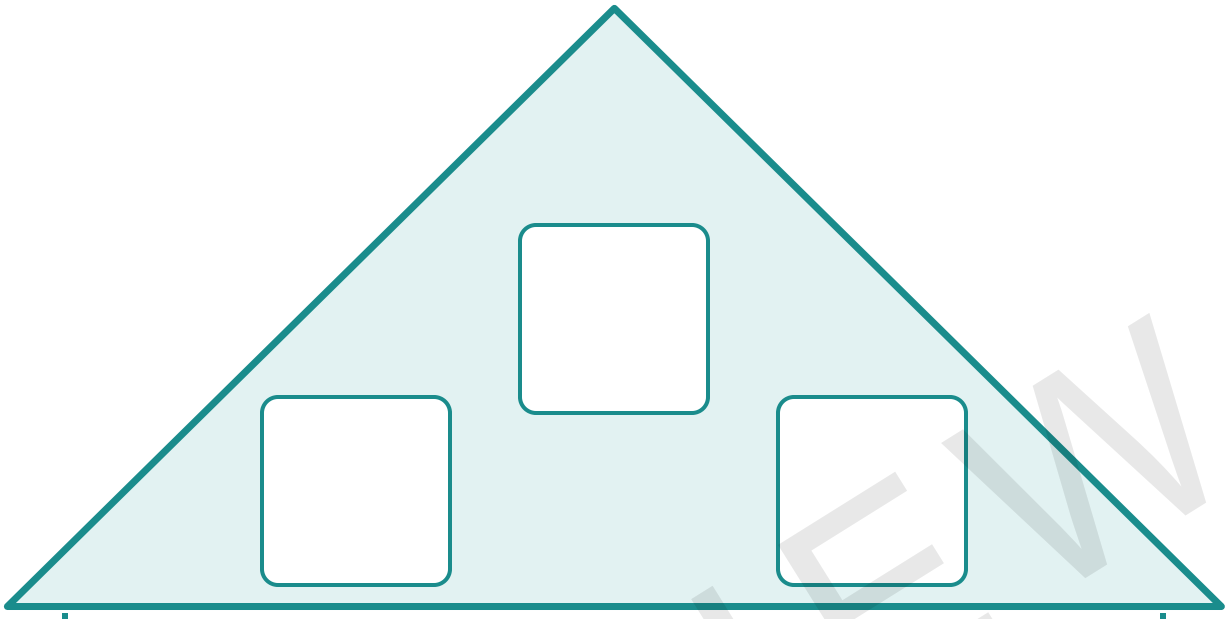

_____ + _____ = _____

_____ + _____ = _____

_____ - _____ = _____

_____ - _____ = _____

PREVIEW

Preview - Bright Path Sped

My name _____

Look at the roof. Write four facts.

Two add facts. Two take-away facts.

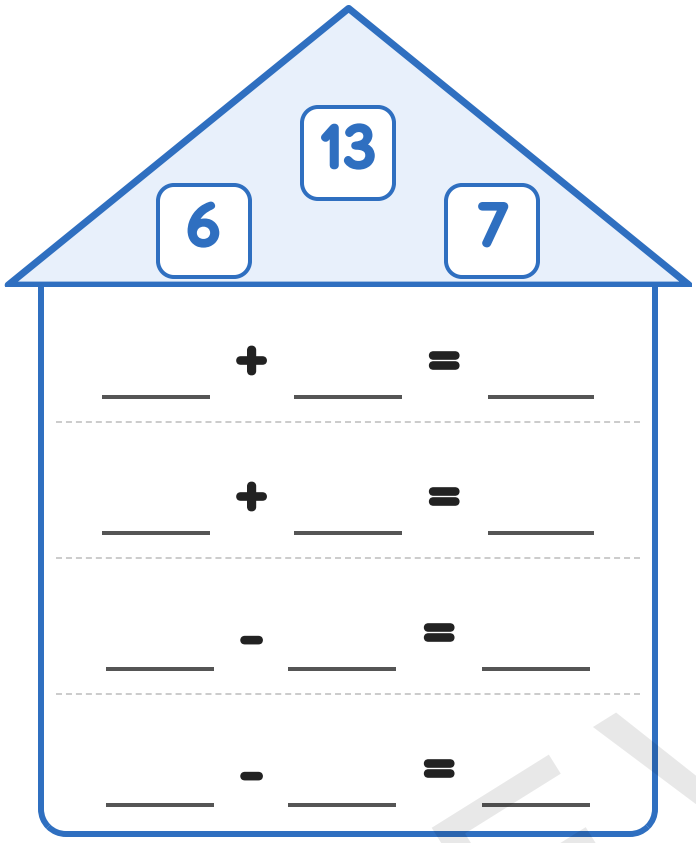

___ + ___ = ___

___ + ___ = ___

___ - ___ = ___

___ - ___ = ___

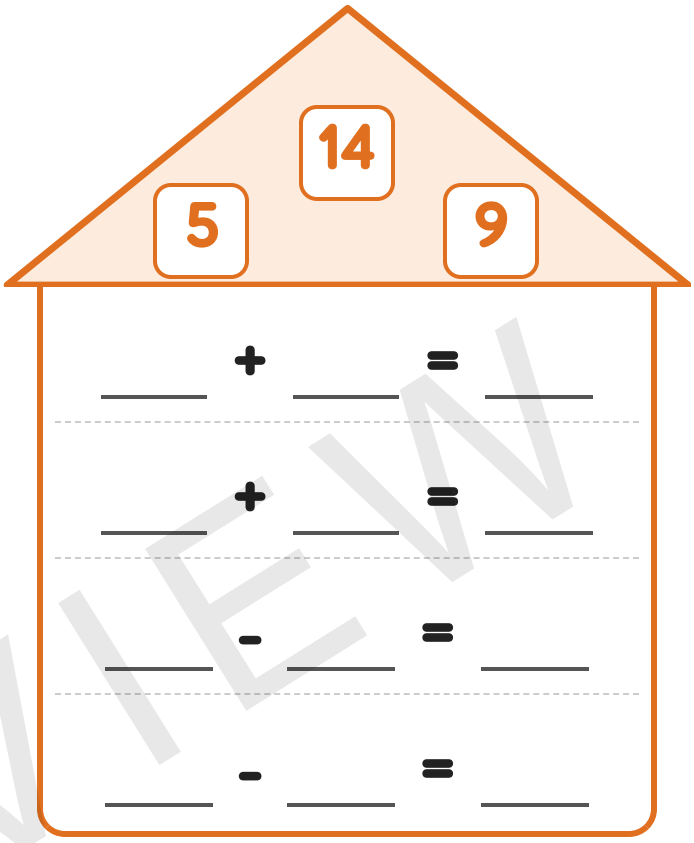

___ + ___ = ___

___ + ___ = ___

___ - ___ = ___

___ - ___ = ___

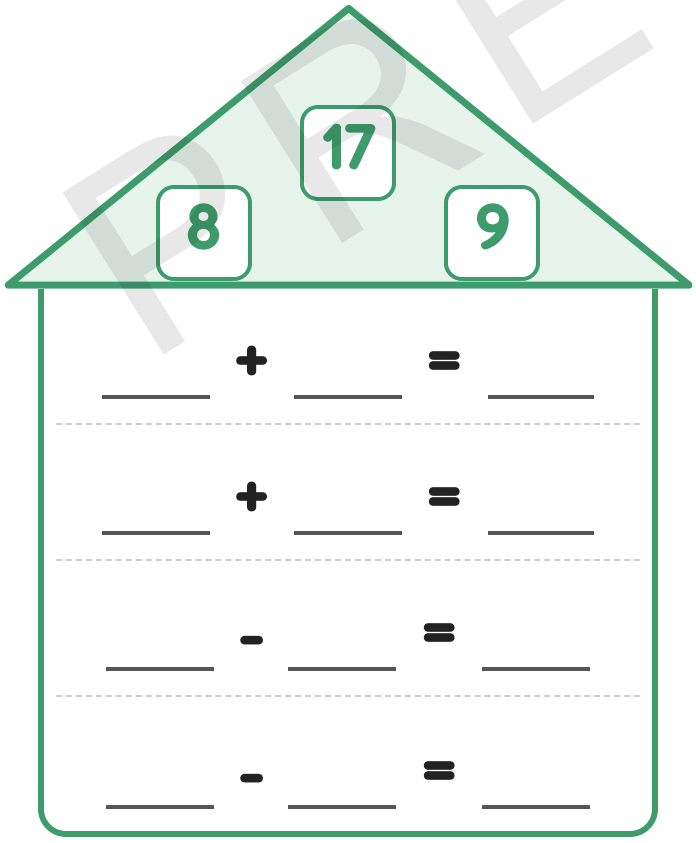

___ + ___ = ___

___ + ___ = ___

___ - ___ = ___

___ - ___ = ___

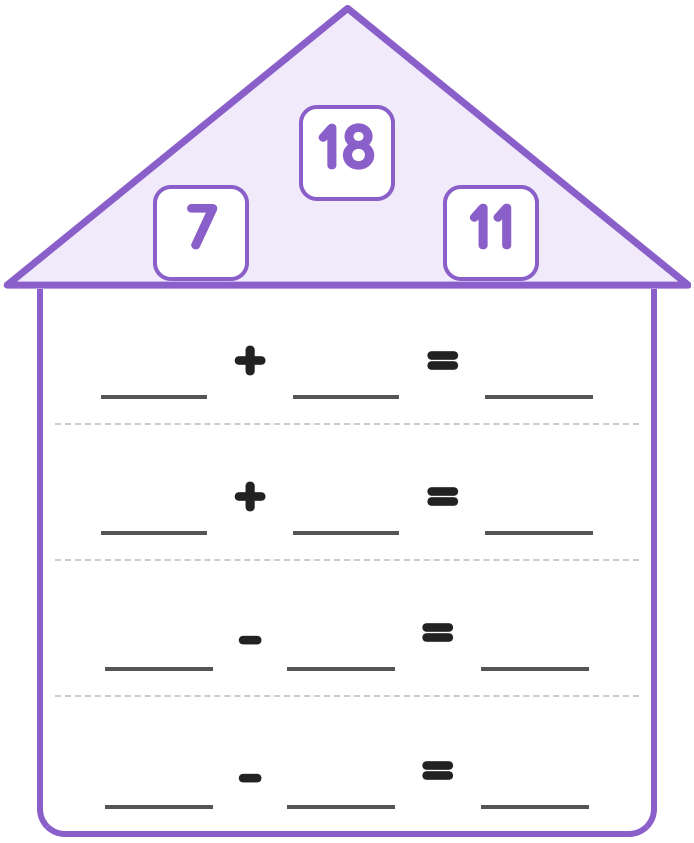

___ + ___ = ___

___ + ___ = ___

___ - ___ = ___

___ - ___ = ___

PREVIEW

Preview - Bright Path Sped

My name _____

Add the parts. Fill the roof. Write four facts.

The whole goes on top.

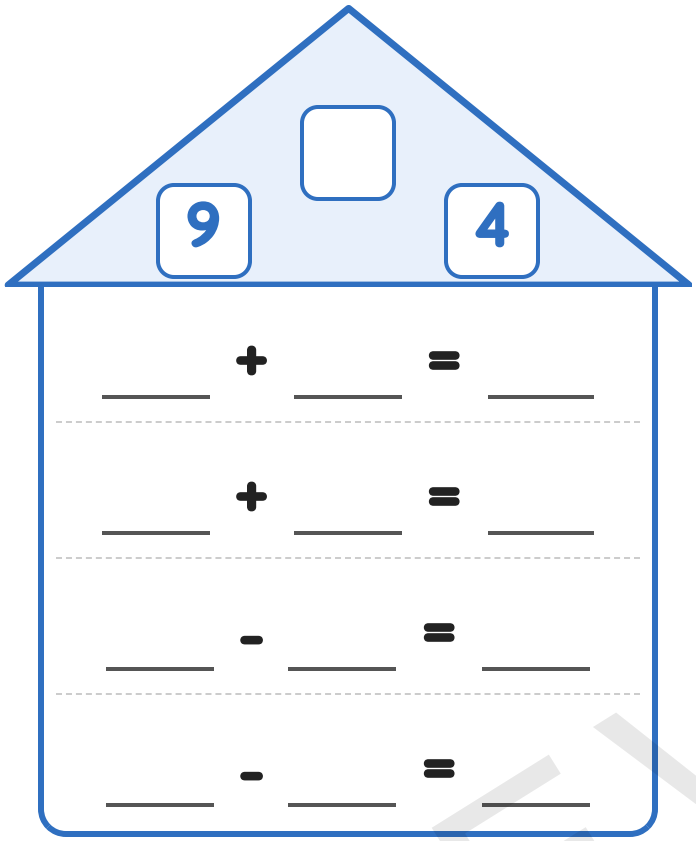

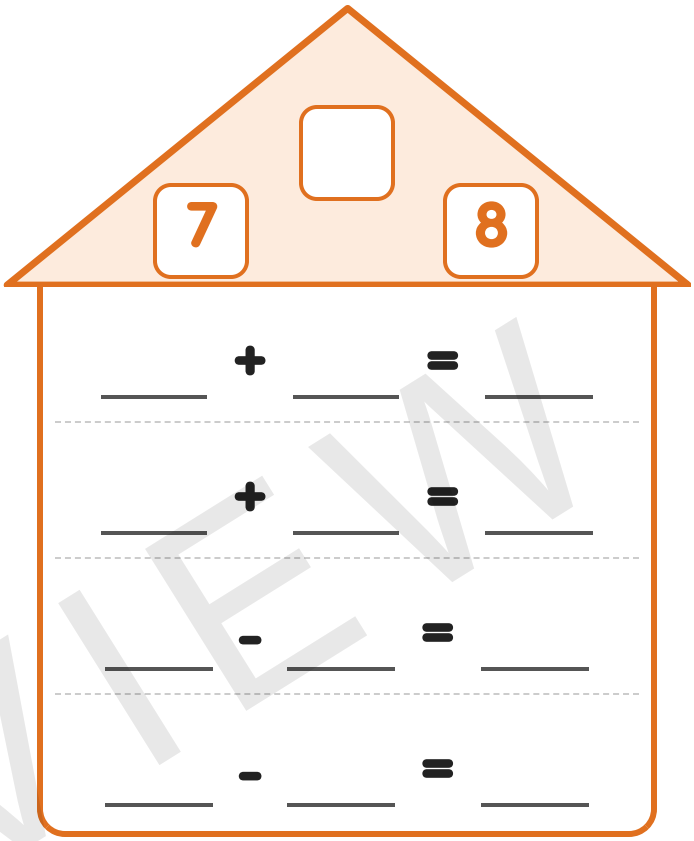

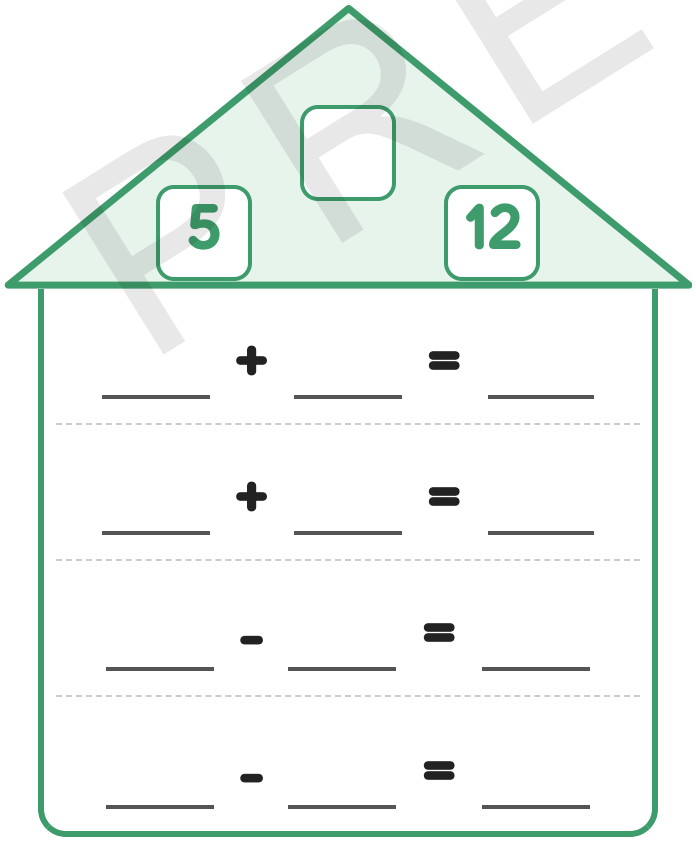

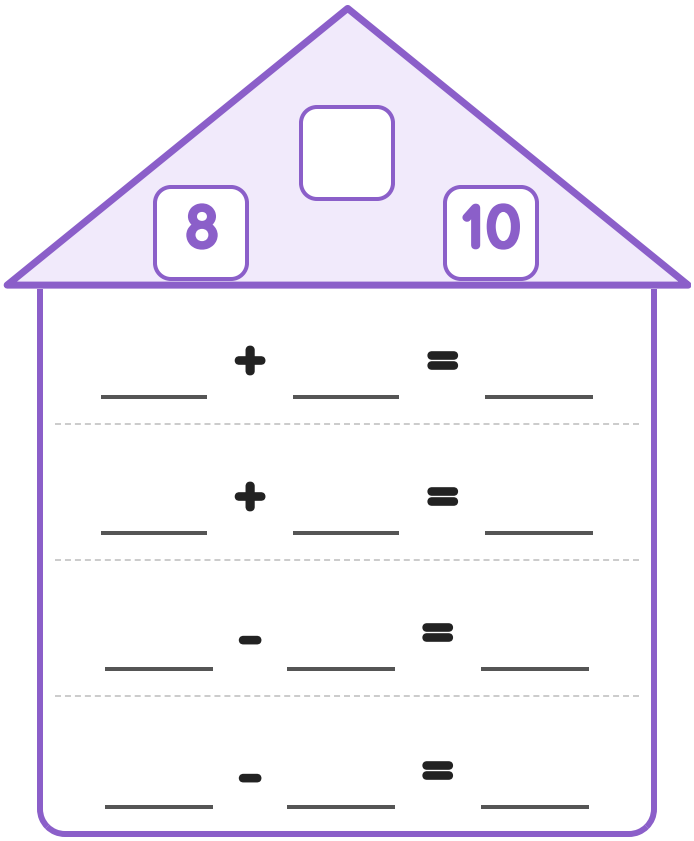

PREVIEW

Preview - Bright Path Sped

My name _____

Find the missing number in each fact.

Look at the roof if you need help.



6 + ____ = 14

____ + 6 = 14

____ - 6 = 8

14 - ____ = 6



____ + 6 = 15

6 + 9 = ____

15 - ____ = 6

____ - 6 = 9



4 + 13 = ____

13 + ____ = 17

____ - 4 = 13

17 - 13 = ____

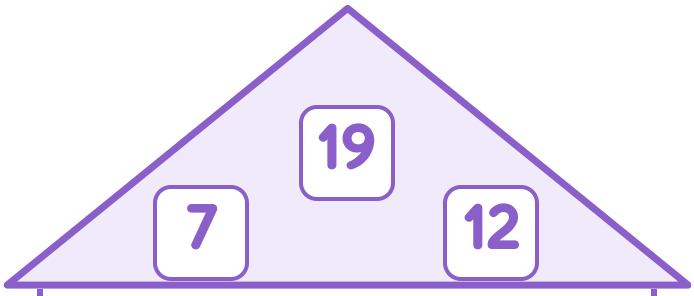

____ + 12 = 19

____ + 7 = 19

19 - 7 = ____

____ - 12 = 7

PREVIEW

Preview - Bright Path Sped

My name _____

Read the story. Write a number sentence.

Mia has 5 red blocks and 7 blue blocks. How many blocks does she have in all?

Show your work.

My answer is

My number sentence _____ _____ _____ = _____ _____

There are 15 children at the park. 6 children go home. How many children are at the park now?

Show your work.

My answer is

My number sentence _____ _____ _____ = _____ _____

Sam has 19 stickers. He gives 11 stickers to a friend. How many stickers does Sam have now?

Show your work.

My answer is

My number sentence _____ _____ _____ = _____ _____

PREVIEW

Preview - Bright Path Sped

My name _____

Glue each fact card from page 19 in the right house.

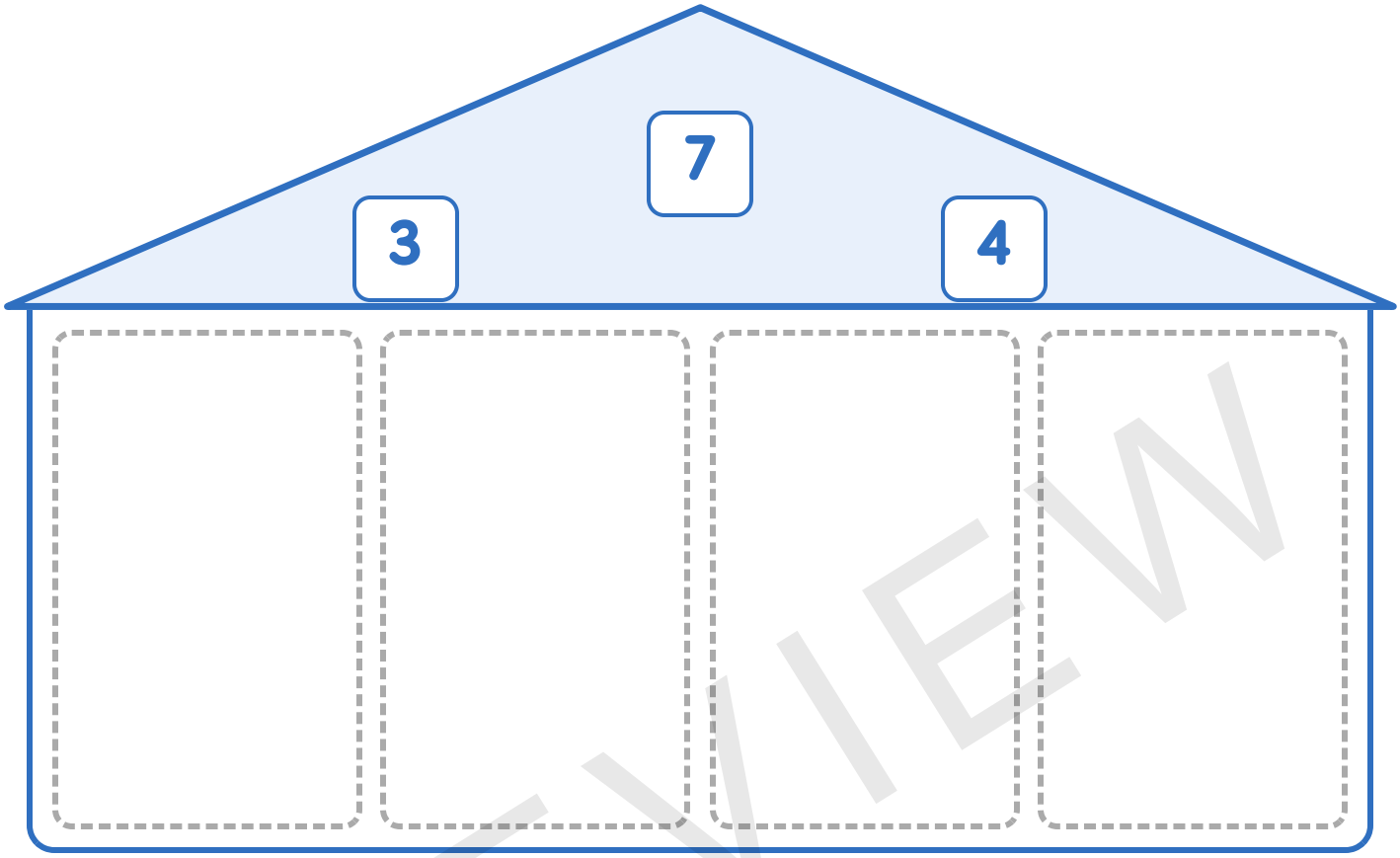

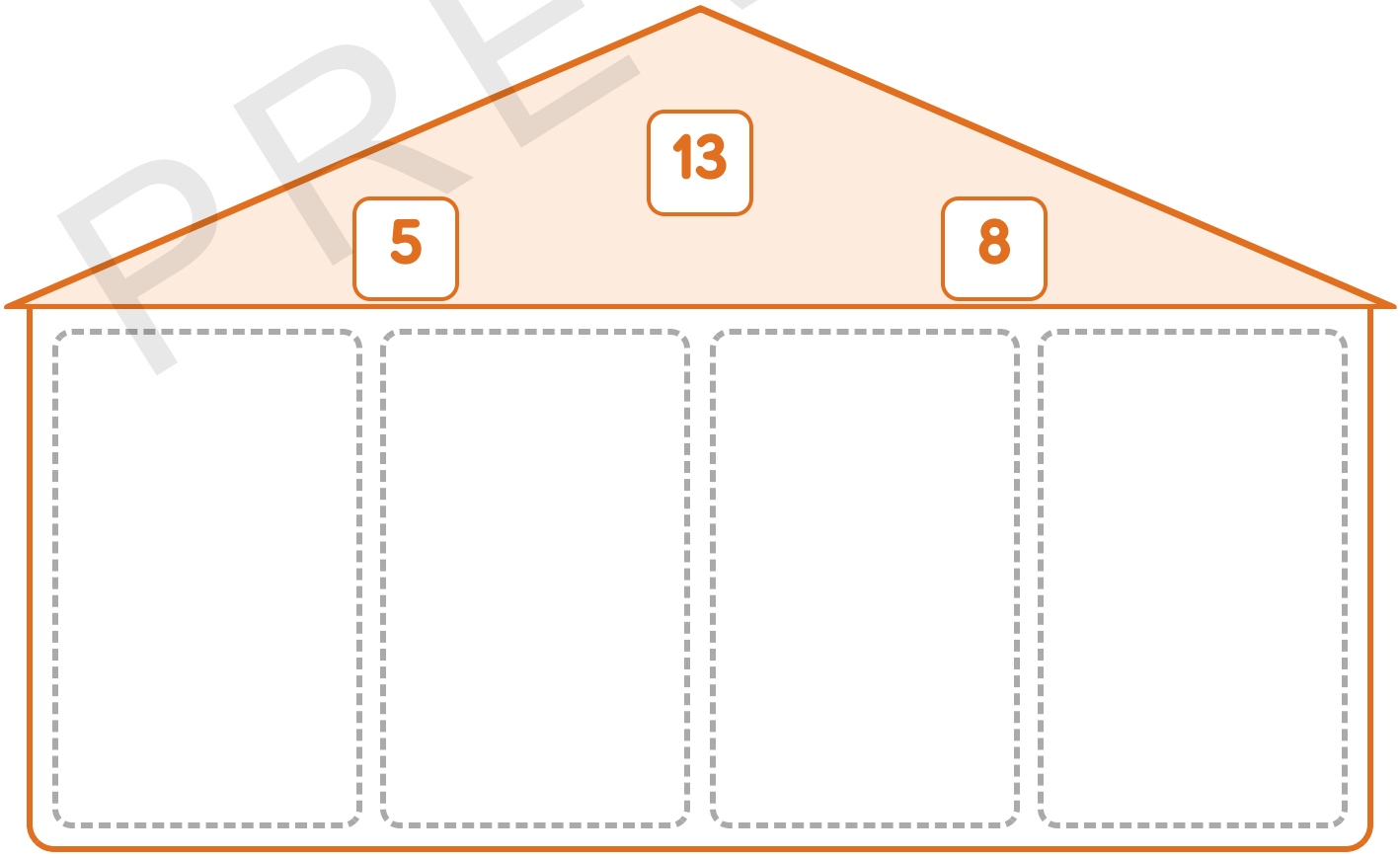

PREVIEW

Filled Example: One Child's Page

The page is Fill the Roof (page 12), first 2 houses. Noah (invented child). The child, the teacher and every answer on this page are invented.

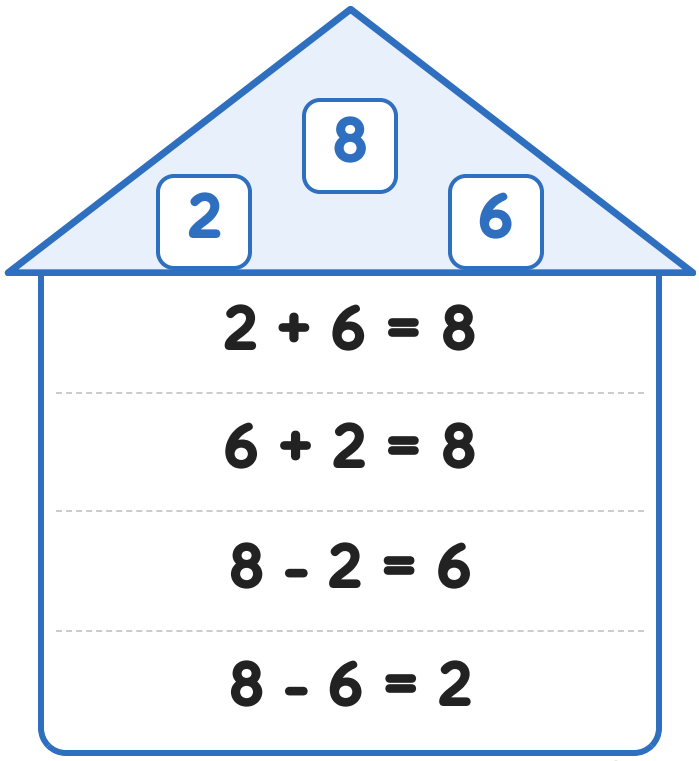

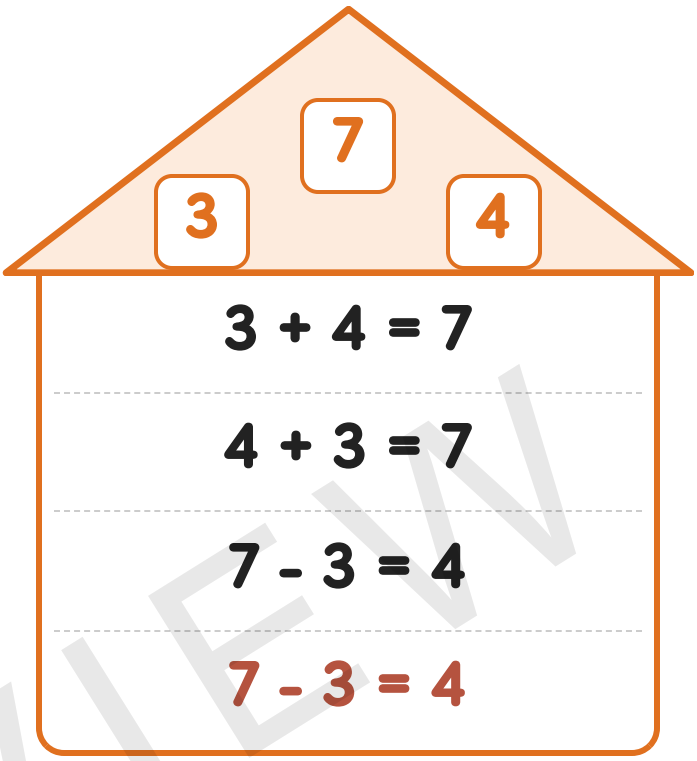

Reading the page

7 of 8 facts were right and both roofs were right. In the second house Noah wrote 7 - 3 = 4 twice (shown in red). The fact 7 - 4 = 3 is missing: Noah switched the parts for the add facts but not for the take-away facts.

What the teacher did next

The teacher pointed at the 4 in the right corner and asked: "What if we take away this part?" Noah wrote 7 - 4 = 3. The next day the class built a house together with the steps poster (page 7).

What this example is not

One invented child's page. It sets no typical score, says nothing about any real child and predicts nothing.

My notes on the page

PREVIEW

Key: Missing Numbers and One Fact

Keep this page for yourself.

Missing numbers

Page	Roof	The four facts (missing number in bold)
14	7; 2, 5	2 + **5** = 7, **5** + 2 = 7, 7 - 2 = **5**, 7 - **5** = 2
14	5; 1, 4	**1** + 4 = 5, 4 + **1** = 5, 5 - **1** = 4, 5 - 4 = **1**
14	9; 3, 6	3 + 6 = **9**, **6** + 3 = 9, 9 - **3** = 6, 9 - 6 = **3**
14	10; 2, 8	2 + **8** = 10, 8 + 2 = **10**, 10 - 2 = **8**, 10 - **8** = 2
15	14; 6, 8	6 + **8** = 14, **8** + 6 = 14, **14** - 6 = 8, 14 - **8** = 6
15	15; 9, 6	**9** + 6 = 15, 6 + 9 = **15**, 15 - **9** = 6, **15** - 6 = 9
15	17; 4, 13	4 + 13 = **17**, 13 + **4** = 17, **17** - 4 = 13, 17 - 13 = **4**
15	19; 7, 12	**7** + 12 = 19, **12** + 7 = 19, 19 - 7 = **12**, **19** - 12 = 7

Start from one fact (page 16)

Given	Roof	The four facts
5 + 8 = 13	13 on top; 5, 8	5 + 8 = 13, 8 + 5 = 13, 13 - 5 = 8, 13 - 8 = 5
16 - 7 = 9	16 on top; 7, 9	7 + 9 = 16, 9 + 7 = 16, 16 - 7 = 9, 16 - 9 = 7
6 + 12 = 18	18 on top; 6, 12	6 + 12 = 18, 12 + 6 = 18, 18 - 6 = 12, 18 - 12 = 6
15 - 4 = 11	15 on top; 4, 11	4 + 11 = 15, 11 + 4 = 15, 15 - 4 = 11, 15 - 11 = 4

The roof and the other three facts may be written in any order.

My notes on the answers

PREVIEW

A Note Home: Fact Family Houses

One page to send home when you start the house poster.

Date _____ Class _____ Teacher _____

Dear families,

This week we are learning **fact family houses**. Three numbers live in the roof: the whole on top and two parts below. Four facts live inside: two add facts and two take-away facts. For the roof below: 4 + 7 = 11, 7 + 4 = 11, 11 - 4 = 7 and 11 - 7 = 4.

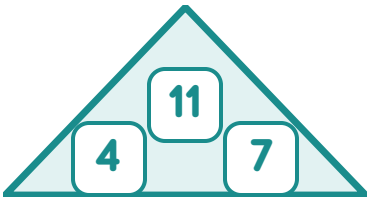

This week we are practicing

_____

_____

You can try this at home

Pick a whole up to 20, like a page number. Pick two parts that make it. Say all four facts out loud.

_____

_____

A note from me (your words)

_____

_____

_____

_____

Thank you, (teacher) _____ Family signature, if your school asks for one _____

PREVIEW

Phrase Bank

Fill each blank with what you really saw and heard.

Teaching the house

- "The biggest number, the whole, lives at the top of the roof."
- "The two parts live in the bottom corners."
- "Add the parts two ways. Then take a part away two ways."
- "Every fact in the house uses only the three roof numbers."

Asking a question

- "Which number is the whole? How do you know?"
- "What happens if we switch the two parts?"
- "Which number could go in the roof if the parts are ____ and ____?"
- "Is this fact in our house? Check the roof."

Noticing what a child did

- "You put the biggest number on top of the roof."
- "You wrote the add fact and then switched the parts."
- "You checked your take-away fact by adding the parts back."
- "You found the missing number by looking at the roof."

Sentence starters for children

- The whole is ____ and the parts are ____ and ____.
- ____ + ____ = ____, so ____ - ____ = ____.
- I know ____ belongs in the house because ____.
- The missing number is ____ because ____.

For the note home

- This week we are learning fact family houses: three numbers that make four facts.
- Pick a whole up to 20. Pick two parts that make it. Say all four facts.
- Try it with a number you see today, like a page number or a house number.
- Thank you for ____ (what the family did to help).

PREVIEW