FEBRUARY READING LOG

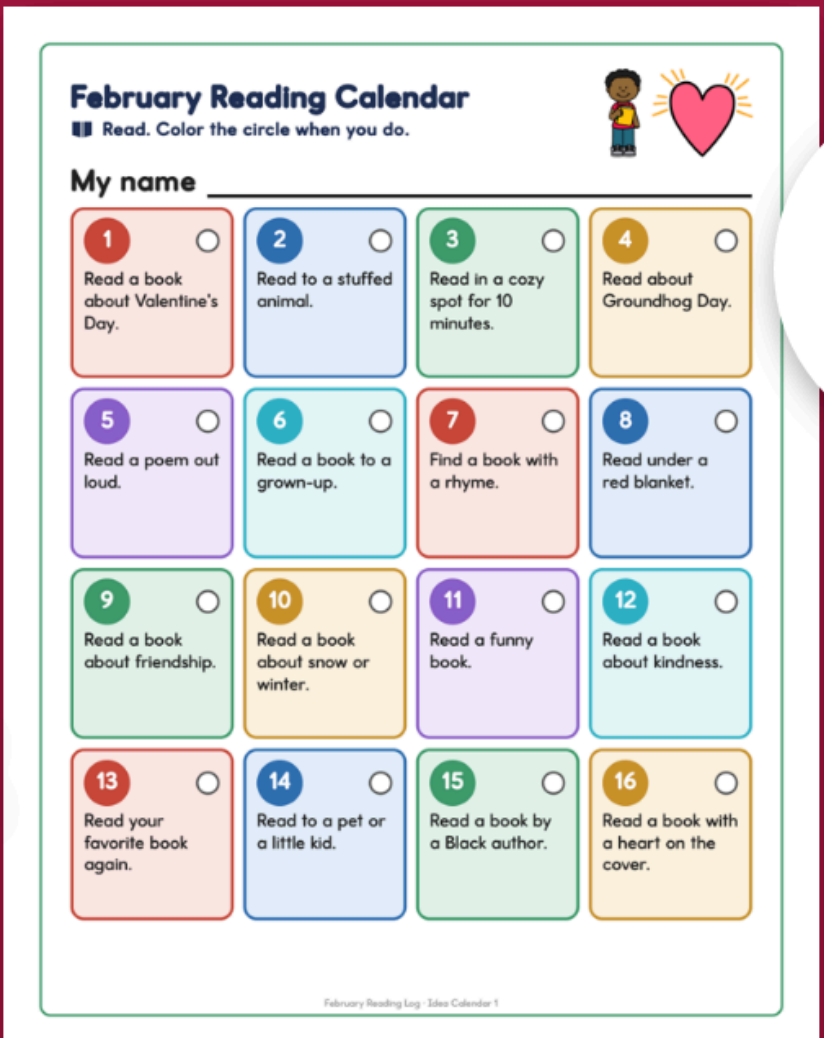

FILLABLE PDF

Bright Path Sped

Terms of Use

Please read before you print your first page.

One classroom license

- This file is for one classroom: one teacher, one group of students.
- Please do not share it, post it online, or sell it.
- Extra licenses for a team or a school are available on the product page.

This is a fillable PDF

- Open it in a PDF reader (Adobe Acrobat Reader, Preview, or your browser), click into a name, a box or a line, type, and Save As.
- Every name, date, box and line on the student pages is a type-in field. You can also print a page and write by hand.
- It works offline. No account, no subscription, no internet connection needed after you download it.

Student names stay private

These pages can hold your students' names. Keep the file and any printouts with your own records, and follow your school's rules for who may see them. The students and books in the examples are invented.

Need help?

If a page will not print or fill the way you expect, use Ask a Question on the product page before leaving a review.

Notes

© Bright Path Sped. For single-classroom use by the original purchaser.

PREVIEW

February Reading Calendar

Read. Color the circle when you do.



My name _____

1 ○ Read a book about Valentine's Day.	2 ○ Read to a stuffed animal.	3 ○ Read in a cozy spot for 10 minutes.	4 ○ Read about Groundhog Day.
5 ○ Read a poem out loud.	6 ○ Read a book to a grown-up.	7 ○ Find a book with a rhyme.	8 ○ Read under a red blanket.
9 ○ Read a book about friendship.	10 ○ Read a book about snow or winter.	11 ○ Read a funny book.	12 ○ Read a book about kindness.
13 ○ Read your favorite book again.	14 ○ Read to a pet or a little kid.	15 ○ Read a book by a Black author.	16 ○ Read a book with a heart on the cover.

PREVIEW

My February Calendar

Write the date. Write the minutes you read.





My name _____



FEBRUARY



Sun	Mon	Tue	Wed	Thu	Fri	Sat

PREVIEW

My Reading Week

Write your book and your minutes.



My name Ben **Week** Week 2

	Book I read	Minutes	Parent initials
Mon	Moon Picnic	15	MB
Tue	Pip and the Bus	20	MB
Wed	Apples for Rosa	10	MB
Thu	Bear's Big Bed	20	MB
Fri	Moon Picnic	15	MB
Sat	Lost Glasses Day	25	MB
Sun	Apples for Rosa	15	MB

Days I read 7 **Total minutes** 120

Parent signature _____

Example: Ben and these books are invented. Minutes: 15 + 20 + 10 + 20 + 15 + 25 + 15 = 120.

PREVIEW

My February Goal

Pick a goal. Check in each week.



My name Maya

My minutes goal for February

300

Books I want to finish

4

I will read:

- [x] After school
- [x] Before bed
- [ ] At lunch or recess
- [ ] On the weekend

My favorite place to read

On my bed with a pillow

Who will listen to me read?

My dad

Week	Minutes I read	Color a star
Week 1	70	☆
Week 2	85	☆
Week 3	60	☆
Week 4	90	☆
All February	305	

Example: Maya is an invented student. Minutes 70 + 85 + 60 + 90 = 305. 305 is more than the goal of 300.

PREVIEW

My Heart Tracker

Color a heart for every 10 minutes you read.



My name _____

10	20	30	40	50
60	70	80	90	100
110	120	130	140	150
160	170	180	190	200
210	220	230	240	250
260	270	280	290	300

Hearts colored _____ **Total minutes** _____

PREVIEW

Reading Buddy Bookmarks

✂ Cut apart. Trade with a buddy. Ask each other.


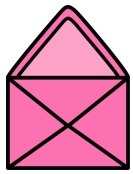

My name _____



Ask me!

Who is in my book?

Name _____



Ask me!

What happened first?

Name _____



Ask me!

What is the problem?

Name _____



Ask me!

How did it end?

Name _____



Ask me!

What was my favorite part?

Name _____



Ask me!

Would I read it again?

Name _____

PREVIEW

Teacher Note

For the adult. Students do not need this page.

Which page for which students

- **Primary**: idea calendar (pages 4 and 5), weekly log (page 7), book tracker (page 11).
- **Older**: blank calendar (page 6), goal page (page 9), weekly log (page 7).
- **Everyone**: bookmarks (pages 13 and 14).

Four ways to use it

- Print the idea calendar for each student, or one for the class wall, and read the day's idea aloud.
- Send the weekly log home on Monday. Ask for it back on a day you choose.
- Have students set a goal on the first school day of February and check in each Friday.
- Cut bookmarks and hand them out as students finish a week.
- On the blank calendar, fill in the date numbers to match this year's February before you copy it.

Our class reading goal for February (write your own)

Reading log is due

How I check logs

What happens when a log is late (your own rule)

Notes

PREVIEW