FOOD GROUPS SORT

Fruits, Vegetables, Grains, Dairy, Protein

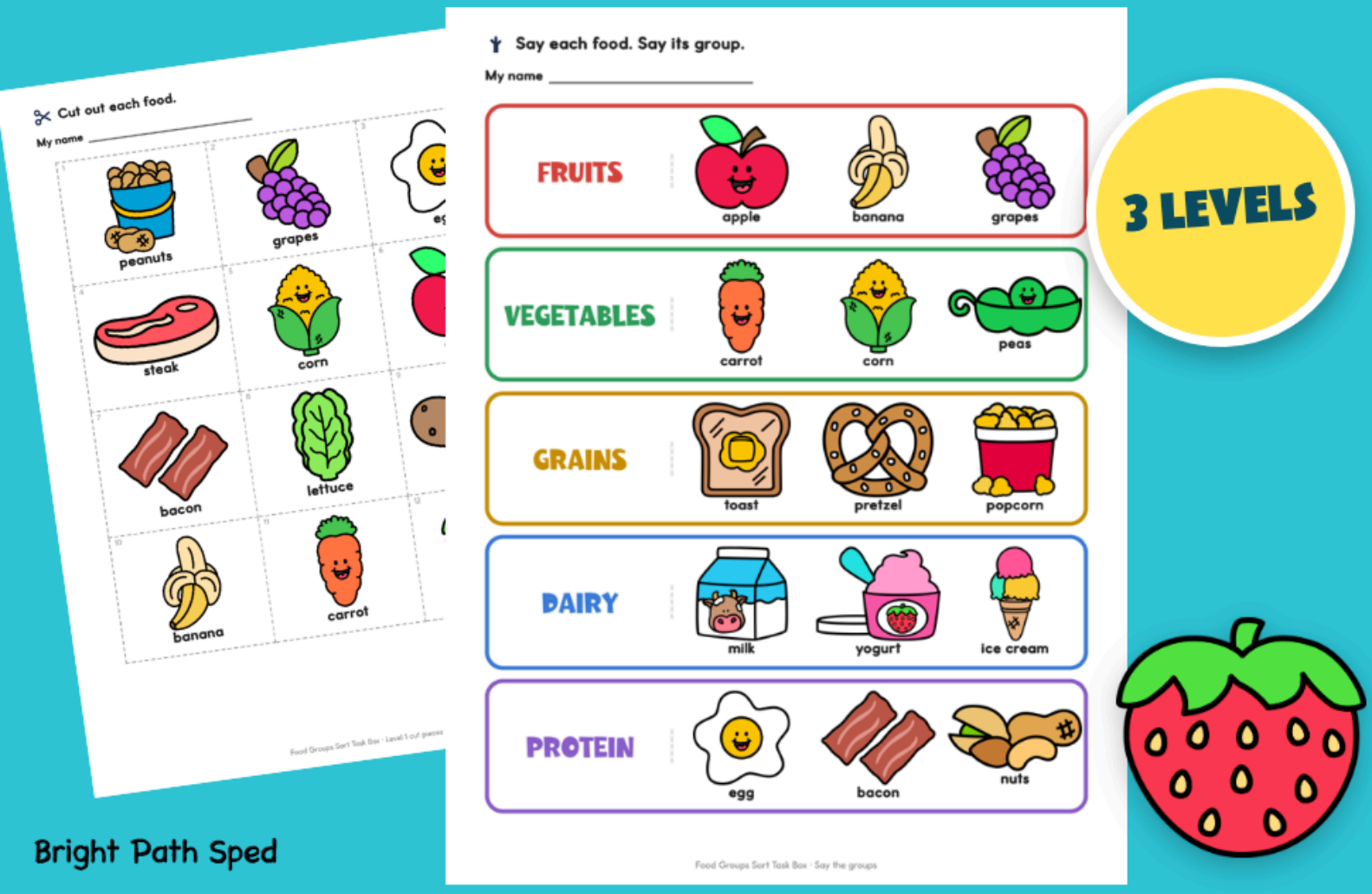

Bright Path Sped

Preview - Bright Path Shed

Food Groups Sort

A fruits, vegetables, grains, dairy and protein task box in 3 levels. Start here.

What's inside



- 3 levels, each with its own sort mat and cut page (12, 15 and 20 pieces, 47 in all)
- A poster to say the groups, a write page and a circle-the-group page
- A box set to laminate: 2 mats, 32 picture cards, 40 word cards and a cover-up key
- An ink-saver copy of Level 2 (15 more pieces)
- Words, answer key, data sheet, filled example, roll-up, helper card, note for home and a binder set

The three levels

- **Level 1, circle.** Three groups: FRUITS, VEGETABLES and PROTEIN. Every bin shows a faint twin of each piece that belongs in it, so the student matches the picture to its twin.
- **Level 2, square.** All five groups, 15 new pictures, no twins.
- **Level 3, triangle.** All five groups with words only, 20 word pieces, then a write page.

Three steps

- 1. Print one mat and its cut page for each student. Print the box set once and laminate it.
- 2. The student cuts out the pieces and glues each one in its group.
- 3. Check with the answer key, mark the data sheet, and move up or back a level when you decide.

The five names are labels for sorting pictures. Mixed foods such as pizza or soup are not in the box on purpose. Your program may call some foods by another group, so there is a blank line for your rule.

Our rule: _____

_____

PREVIEW

Preview : Bright Path Sped

Food Group Words

Words to say while you sort

fruit	**vegetable**	**grain**
dairy	**protein**	**group**
sort	**food**	**same**
different	**plate**	**cup**
bowl	**snack**	**lunch**
breakfast	**pick**	**wash**
cold	**crunchy**	**sweet**

Sentence frames

- "This is a _____. It goes in _____."
- "I put _____ in the fruits group." / "vegetables" / "grains" / "dairy" / "protein".
- "There are _____ in the dairy group."

Questions to ask at the table

- What is this food? Have you seen it before?
- Which group has the most pieces? The fewest?
- Can you find two foods you could see at breakfast?
- Which food is new to you? Say its name and its group.

Ways to extend

- Lay the box mat on the table and sort the picture cards, then the word cards.
- Match a picture card to its word card.
- Look at a grocery ad together and name the foods you see.

Picture cards in the box set: fruits 8, vegetables 8, grains 6, dairy 3, protein 7. Dairy has the fewest pictures; the word cards add more dairy foods.

Our rule: _____

_____

PREVIEW

Cut out each food.

My name _____

1  peanuts	2  grapes	3  egg
4  steak	5  corn	6  apple
7  bacon	8  lettuce	9  potato
10  banana	11  carrot	12  strawberry

PREVIEW

Cut out each food.

My name _____

1  nuts	2  sausage	3  pear	4  pancakes	5  toast
6  peas	7  ice cream	8  ham	9  orange	10  yogurt
11  watermelon	12  cabbage	13  onion	14  milk	15  pretzel

PREVIEW

Cut out each word.

My name _____

1 steak	2 cabbage	3 ice cream	4 chicken	5 banana
6 beans	7 fish	8 yogurt	9 pear	10 milk
11 grapes	12 crackers	13 cereal	14 strawberry	15 cheese
16 corn	17 carrot	18 onion	19 bread	20 rice

PREVIEW

Circle the group.

My name _____



zucchini

- Fruits
- Vegetables
- Grains
- Dairy
- Protein



croissant

- Fruits
- Vegetables
- Grains
- Dairy
- Protein



lemon

- Fruits
- Vegetables
- Grains
- Dairy
- Protein



sausage

- Fruits
- Vegetables
- Grains
- Dairy
- Protein



yogurt

- Fruits
- Vegetables
- Grains
- Dairy
- Protein



muffin

- Fruits
- Vegetables
- Grains
- Dairy
- Protein

PREVIEW

Put each card on its group.



FRUITS



VEGETABLES

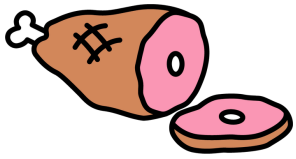

PROTEIN

PREVIEW

Teacher prep: print, cut, laminate.



steak



orange



grapes



banana



ice cream



bacon



onion



lettuce

PREVIEW

Teacher prep: print, cut, laminate.



watermelon



zucchini



corn



popcorn



peanuts



milk



cabbage



potato

PREVIEW

Preview · Bright Path Sped

Teacher prep: print, cut, laminate.

carrot	strawberry
pear	yogurt
nuts	oatmeal
banana	ice cream
cottage cheese	milk

PREVIEW

Preview · Bright Path Sped

Teacher prep: print, cut, laminate.

beans	noodles
lettuce	chicken
fish	chocolate milk
rice	onion
potato	steak

PREVIEW

Preview : Bright Path Sped

Answer Key

Pieces are numbered on each cut page.

Pieces	1	2	3	4	5	6
Level 1, pieces 1 to 6	**peanuts protein**	**grapes fruits**	**egg protein**	**steak protein**	**corn vegetables**	**apple fruits**
Level 1, pieces 7 to 12	**bacon protein**	**lettuce vegetables**	**potato vegetables**	**banana fruits**	**carrot vegetables**	**strawberry fruits**
Level 2, pieces 1 to 6	**nuts protein**	**sausage protein**	**pear fruits**	**pancakes grains**	**toast grains**	**peas vegetables**
Level 2, pieces 7 to 12	**ice cream dairy**	**ham protein**	**orange fruits**	**yogurt dairy**	**watermelon fruits**	**cabbage vegetables**
Level 2, pieces 13 to 15	**onion vegetables**	**milk dairy**	**pretzel grains**			
Level 3, pieces 1 to 6	**steak protein**	**cabbage vegetables**	**ice cream dairy**	**chicken protein**	**banana fruits**	**beans protein**
Level 3, pieces 7 to 12	**fish protein**	**yogurt dairy**	**pear fruits**	**milk dairy**	**grapes fruits**	**crackers grains**
Level 3, pieces 13 to 18	**cereal grains**	**strawberry fruits**	**cheese dairy**	**corn vegetables**	**carrot vegetables**	**onion vegetables**
Level 3, pieces 19 to 20	**bread grains**	**rice grains**				

PREVIEW

Circle the group, top to bottom, left to right: zucchini (vegetables), croissant (grains), lemon (fruits), sausage (protein), yogurt (dairy), muffin (grains).

Write page: any foods that belong. Check them against the Cover-Up Key and the word cards.

Each food is sorted by the group name printed on the mat. If your program sorts a food differently, write your rule on the Start Here page.

Cut out each food.

My name _____

1  nuts	2 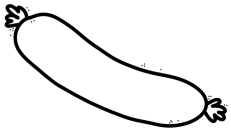 sausage	3  pear	4  pancakes	5  toast
6  peas	7  ice cream	8  ham	9  orange	10  yogurt
11  watermelon	12  cabbage	13  onion	14  milk	15  pretzel

PREVIEW

Preview - Bright Path Sped

Filled Example

Invented example. Sam is not a real student; these numbers are made up.

Date	Level	Correct	Notes
Nov 3	1	8 / 12	needed a reminder to look at the twin
Nov 5	1	10 / 12	checked the bins first
Nov 10	1	11 / 12	one piece moved after a second look
Nov 12	1	12 / 12	all 12 on the first try
Nov 17	2	9 / 15	five groups, went slowly
Nov 19	2	12 / 15	said the group out loud
Nov 24	2	14 / 15	one self-correction
Nov 26	3	13 / 20	words only, read each one

The same scores on the roll-up chart

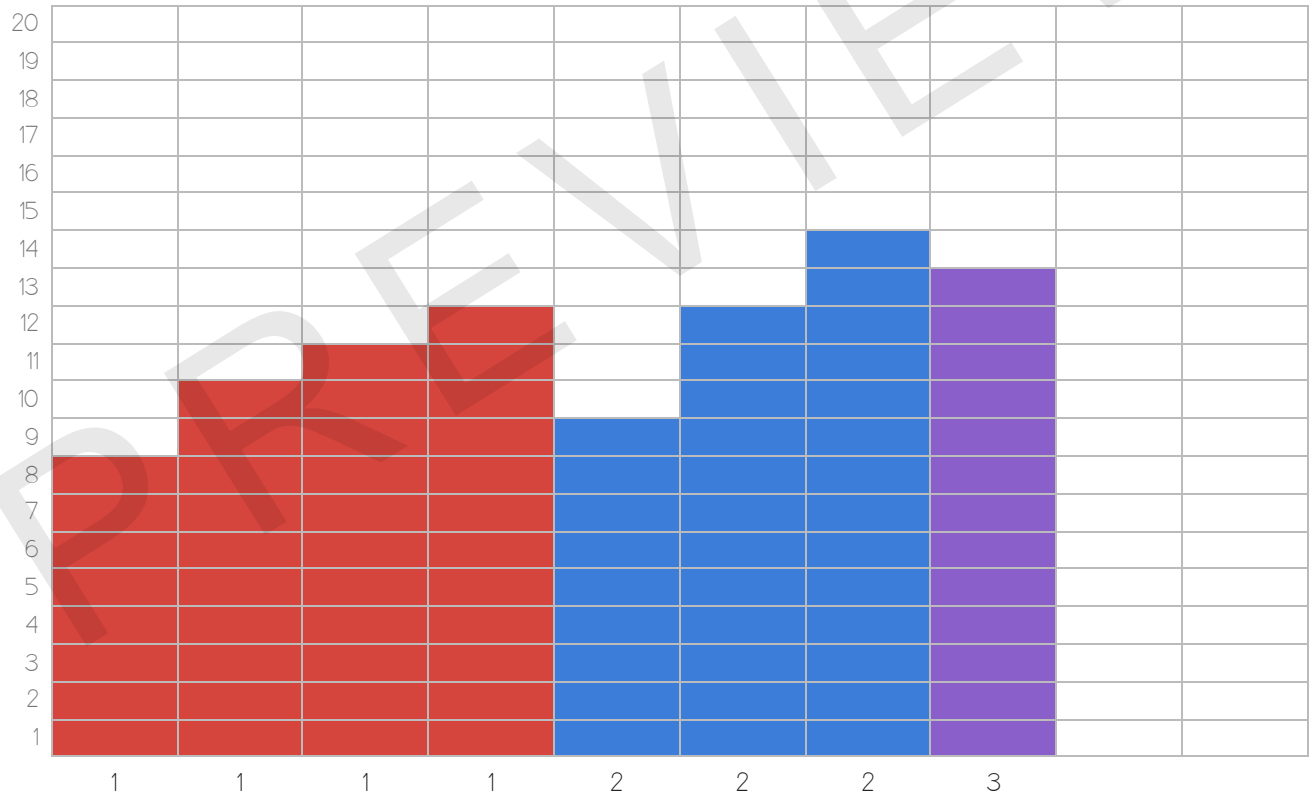

Each column is one session. The number under it is the level. A filled square is one correct piece.

- Level 1: first score 8, best score 12 out of 12
- Level 2: first score 9, best score 14 out of 15
- Level 3: first score 13, best score 13 out of 20

PREVIEW

Preview : Bright Path Sped

Helper Card

For a paraprofessional, a sub or a volunteer running this task box

Before you start

- Student has a mat, the matching cut page, scissors and a glue stick.
- The level (circle, square or triangle) is in the small line at the bottom of each page. Use the level the teacher wrote below.
- Answer key: next to this card. Keep it out of the student's sight.

Run it

- Say: "Look at the food. What is it? Which group does it go in?"
- Let the student cut, sort and glue. Wait before you help.
- When every piece is glued, check with the key. Point to any that moved, and let the student fix it.
- Mark the data sheet: date, level, number correct.

Write in

Level for today: _____ Prompts to use if the student is stuck (the teacher fills this in):

_____

Our rule: _____

If something is not working, tell the teacher. Who to tell:

_____

PREVIEW

Preview · Bright Path Sped

Teacher prep: slide into the binder cover.

Food Groups Sort

Task Box



PREVIEW

Name _____ Room _____ Year _____

Preview · Bright Path Sped

Teacher prep: cut out the divider tabs.

Start Here	Level 1	Level 2
Level 3	Write page	Box cards
Answer key	Data	Roll-up
Helper card	Home note	My own tab _____

PREVIEW