TASK BOXES
HOBBIES & FREE TIME

Match Item to Hobby

12 BOXES

80 CARDS





Box 2: Pick the Item. Print, cut, laminate.

1 **Painting** — What do you need to paint a picture? A B C

2 **Biking** — What do you need to ride a bike? A B C

3 **Reading** — What do you need to read a book? A B C

4 **Kite flying** — What do you need to fly a kite? A B C

5 **Photos** — What do you need to take photos? A B C

6 **Piano** — What do you need to play the piano? A B C

Hobbies and Free Time Task Boxes · Box 2 · Pick the Item · card page · kids and numbers are invented

Bright Path Sped

Hobbies and Free Time Task Boxes

Match items to hobbies and plan free time. 12 boxes, 80 cards, 3 levels.

Each box is one job: name a hobby, pick its item, sort hobbies, work out free hours and days, or plan a weekend. Nothing here says one hobby is better than another. The kids and numbers in the word problems are invented.

Start here

1. **Show the hobby words** on page 6 and pick a starting box from page 3.
2. **Print and prep.** Print the card page, cut the cards apart and laminate them. Print a box label (page 7) and tape it on the box.
3. **Give the student the box and one recording sheet.** The student reads the cards and writes the answers. Check with the answer key (page 32) and mark the data sheet on page 33.

Three levels, four boxes each

Level	Boxes	Pages
● Starting	Name the Hobby, Pick the Item, Match Picture to Hobby, Music, Games or Sports	8 to 15
■ Building	Which One Is Different?, Finish the Plan, Match Item to Activity, Count the Hobby Items	16 to 23
▲ Ready for More	Hours Left Over, Days in All, Plan a Weekend, Order the Day	24 to 31

Five ways a box works

- **Choose:** a picture or a short problem on each card with answer letters or numbers. The student circles one.
- **Match:** picture cards 1 to 4, word cards A to D. The student pairs them.
- **Sort:** picture cards go into three named groups. The student writes each card number under its group.
- **Put in order:** six cards with times. The student writes the letters, earliest first.
- **Plan:** eight hobby cards and a weekend planner. The student picks four and writes them in. There is no wrong plan.

What you need

A printer, scissors, a laminator or sheet protectors, and a pencil or dry-erase marker. You cut the cards, not the student.

Circle, square and triangle

A small shape on each recording sheet is the filing mark. Circle boxes name and match single pictures. Square boxes compare, finish a plan and count. Triangle boxes add, subtract, plan and order a day. You decide which child gets which box.

PREVIEW

Set Up and Run a Box

Print and prep

- Print the card page for the box (2 by 3 cards, or 2 by 4 for the match, sort and plan boxes). Cut along the dashed lines and laminate. Cards are cut by you, not by the student.
- Print a recording sheet for each student. To use it again, slide it in a sheet protector and write with a dry-erase marker.

Say this

- "Say the name of the picture. What do you do with it?"
- "What do you do in your free time?"
- When an answer is wrong: "Look at the picture again."

How each kind of box is checked

Kind	The student	The key shows
Choose	Reads each card and circles A, B or C.	The right letter and why.
Match	Lays picture cards 1 to 4 beside word cards A to D, then writes the letter.	Each number and its letter.
Sort	Makes a pile for each group, then writes each card number in its column.	The card numbers for each group.
Put in order	Lines up the cards, earliest time first, then writes the letters.	The letters in order.
Plan	Picks four hobby cards and writes them into a weekend planner.	Answers vary.

Words around free time

Free time has a lot of names. **Leisure** is the time itself. A **hobby**, a **pastime** or a **pursuit** is what a person chooses to do in it. **Recreation** and **amusement** point to fun and play, and an **avocation** is a hobby people keep up for years. A **diversion** is something that turns the mind from the day's work. Teach one or two of these words with the hobby words page, and ask a student which one fits a favorite activity.

Keep it going

- Work one level at a time, or pick the box a student needs.
- Partner turn: one student does the box, the other checks with the key.
- On the data sheet (page 33) write how many were right out of how many, like 5 of 6. Write P if the student needed a prompt. The prompt rule and the goal are yours to write.

The boxes do not choose hobbies for a student. Choices about what a student does in free time belong to the student and the family.

PREVIEW

My Hobby Words

A hobby is something you do in your free time.



Biking



Reading



Photos



Drums



Board games



Guitar



Kite flying



Painting

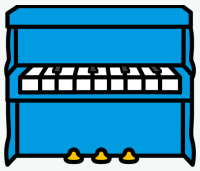

Piano



Puzzles



Camping



Jump rope

Your turn.

A hobby I like: _____

A hobby I want to try: _____

PREVIEW

Box 1: Name the Hobby. Print, cut, laminate.

Preview · Bright Path Stand

1

What is the hobby?



A Painting

B Photos

C Biking

2

What is the hobby?



A Puzzles

B Camping

C Reading

3

What is the hobby?



A Drums

B Guitar

C Kite flying

4

What is the hobby?



A Football

B Photos

C Kite flying

5

What is the hobby?



A Painting

B Coloring

C Reading

6

What is the hobby?



A Board games

B Puzzles

C Jump rope

PREVIEW

Box 1

My name _____

Look at the picture. Circle the hobby.

1  A B C

2  A B C

3  A B C

4  A B C

5  A B C

6  A B C

PREVIEW

My name _____

Box 2

What do you need? Circle the picture.

1	A	B	C
2	A	B	C
3	A	B	C
4	A	B	C
5	A	B	C
6	A	B	C

PREVIEW

Box 3

My name _____

Match each picture to its hobby.

card 1  goes with card

card 2  goes with card

card 3  goes with card

card 4  goes with card

PREVIEW

My name _____

Box 4

Sort the pictures into 3 groups.

Music	Games	Sports

PREVIEW

Preview · Bright Path Sped

Box 5

My name _____

Which one is not like the others? Circle it.

1 A B C

2 A B C

3 A B C

4 A B C

5 A B C

6 A B C

PREVIEW

Box 7: Match Item to Activity. Print, cut, laminate.

1

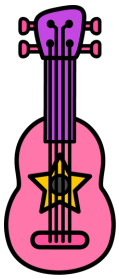

guitar

2



camera

3



blocks

4



TV

A

Build a tower

B

Make music

C

Watch a show

D

Take photos

PREVIEW

Preview · Bright Path Spod

Box 8: Count the Hobby Items. Print, cut, laminate.

1

How many kites?



A 3 | B 5 | C 4

2

How many books?



A 5 | B 4 | C 6

3

How many cameras?



A 2 | B 3 | C 4

4

How many drums?



A 5 | B 6 | C 7

5

How many puzzles?



A 3 | B 5 | C 4

6

How many bicycles?



A 5 | B 4 | C 6

PREVIEW

Box 9: Hours Left Over. Print, cut, laminate.

Preview · Bright Path Sped

1



Free time: 3 hours. Kite flying: 1 hour. How many hours are left?

A 2 | B 4 | C 3

2



Free time: 4 hours. Reading: 2 hours. How many hours are left?

A 6 | B 2 | C 3

3



Free time: 5 hours. Biking: 2 hours. How many hours are left?

A 7 | B 3 | C 4

4



Free time: 6 hours. Puzzles: 4 hours. How many hours are left?

A 10 | B 3 | C 2

5



Free time: 4 hours. Football: 1 hour. How many hours are left?

A 3 | B 5 | C 4

6



Free time: 6 hours. Board games: 2 hours. How many hours are left?

A 8 | B 5 | C 4

PREVIEW

Box 10: Days in All. Print, cut, laminate.

Preview · Bridge Path Sped

1



Sam: Piano 2 days, Drums 3 days. How many days in all?

A 6 B 5 C 4

2



Ana: Reading 4 days, Puzzles 1 day. How many days in all?

A 6 B 5 C 4

3



Leo: Biking 3 days, Kite flying 3 days. How many days in all?

A 7 B 5 C 6

4



Mia: Painting 5 days, Photos 2 days. How many days in all?

A 7 B 8 C 6

5



Ben: Board games 2 days, Jump rope 4 days. How many days in all?

A 7 B 5 C 6

6



Zoe: Guitar 3 days, Reading 3 days. How many days in all?

A 6 B 7 C 5

PREVIEW

Box 11: Plan a Weekend. Print, cut, laminate.

Preview Riddle Path Seed

1



Biking

2



Reading

3



Painting

4



Kite flying

5



Board games

6



Photos

7



Drums

8



Puzzles

PREVIEW

Box 12: Order the Day. Print, cut, laminate.

Preview · Bright Path Sped

A



Fly a kite

1:30 pm

B



Ride a bike

9:00 am

C



Play a board game

3:00 pm

D



Read a book

10:30 am

E



Play the drums

4:30 pm

F



Do a puzzle

12:00 pm

PREVIEW

Answer Key

All 12 boxes. Kids and numbers are invented.

Box 1: Name the Hobby

1: B 2: C 3: A
4: C 5: A 6: B

1: Photos (picture: camera); 2: Reading (picture: book); 3: Drums (picture: drum); 4: Kite flying (picture: kite); 5: Painting (picture: paint); 6: Puzzles (picture: puzzle)

Box 2: Pick the Item

1: C 2: A 3: C
4: A 5: B 6: B

1: Painting: the paint; 2: Biking: the bicycle; 3: Reading: the book; 4: Kite flying: the kite; 5: Photos: the camera; 6: Piano: the piano

Box 3: Match Picture to Hobby

Card 1 goes with C
Card 2 goes with A
Card 3 goes with D
Card 4 goes with B

Box 4: Music, Games or Sports

Music: cards 1, 4, 7
Games: cards 3, 6, 8
Sports: cards 2, 5

Box 5: Which One Is Different?

1: A 2: C 3: A
4: B 5: B 6: C

1: kite (the others are guitar and piano); 2: drum (the others are puzzle and game); 3: football (the others are paint and crayon); 4: trumpet (the others are kite and football); 5: bicycle (the others are dice and game); 6: xylophone (the others are marker and paint)

Box 6: Finish the Plan

1: B 2: C 3: A
4: C 5: A 6: B

1: I want to ride a bike; 2: I want to read a book; 3: I want to play the drums; 4: I want to paint a picture; 5: I want to fly a kite; 6: I want to play a board game

Box 7: Match Item to Activity

Card 1 goes with B
Card 2 goes with D
Card 3 goes with A
Card 4 goes with C

Box 8: Count the Hobby Items

1: C 2: A 3: B
4: B 5: C 6: A

1: 4 kite, 2: 5 book, 3: 3 camera, 4: 6 drum, 5: 4 puzzle, 6: 5 bicycle

Box 9: Hours Left Over

1: A 2: B 3: B
4: C 5: A 6: C

1: 3 - 1 = 2 hours; 2: 4 - 2 = 2 hours; 3: 5 - 2 = 3 hours; 4: 6 - 4 = 2 hours; 5: 4 - 1 = 3 hours; 6: 6 - 2 = 4 hours

Box 10: Days in All

1: B 2: B 3: C
4: A 5: C 6: A

1: 2 + 3 = 5 days; 2: 4 + 1 = 5 days; 3: 3 + 3 = 6 days; 4: 5 + 2 = 7 days; 5: 2 + 4 = 6 days; 6: 3 + 3 = 6 days

Box 11: Plan a Weekend

Answers vary. Any 4 hobby cards in any order make a good plan.

Box 12: Order the Day

1st: B, 2nd: D, 3rd: F, 4th: A, 5th: C, 6th: E

PREVIEW

Note for Home

Date: _____ Student: _____

Dear family,

This week we are practicing with hobbies and free time using task boxes. Your student names hobbies from pictures, matches items to the hobbies they belong to, does a little math with hours and days, and plans a weekend. The kids on our cards are invented. There is no right hobby. We are practicing the words and the planning.

Try it at home

- Ask: "What do you like to do when you have free time?" Write it on the line below.
- Find something at home that goes with a hobby, like a ball, a book or a game. Ask your student to name the hobby.
- Plan one part of the weekend together. Ask: "What will you do Saturday morning?"

What we are working on

How it is going

Something to ask your student

"Tell me about your plan for the weekend."

Thank you,

_____

PREVIEW