LIFE SKILLS CURRICULUM

80 Skills, 3 Sheet Levels, K-2

160 LESSONS





Bright Path Sped

Terms of Use

Please read before you print your first page.

One classroom license

- This file is for one classroom: one teacher, one group of students.
- Please do not share it, post it online, or sell it.
- Extra licenses for a team or a school are available on the product page.

This is a fillable PDF

- Open it in a PDF reader (Adobe Acrobat Reader, Preview, or your browser), click into a line or a box, type, and Save As.
- The notes lines on every lesson page, the family notes, the checklists and the class records are type-in fields. The student sheets print and are done by hand; the Write sheet lines and boxes are also type-in fields for a student who types.
- It works offline. No account, no subscription, no internet connection needed after you download it.

Print at 100 percent

Turn off fit to page and shrink to fit so the tracing lines and the ruled lines stay the size shown. The Look and Color sheets are black and white to save ink. Every student page is readable in black and white inside a colored border.

Student work

A filled-in checklist, class record or family note carries a real student's name. Keep it in your data folder, and use a first name only on any page that leaves your hands.

Need help?

If a field will not behave or a page will not print the way you expect, use Ask a Question on the product page. Every question is read, and a fix ships as a free update.

© Bright Path Sped. For single-classroom use by the original purchaser.

PREVIEW

Preview - Bright Path Sped

My name _____

I can wash my hands.

Color the picture. Draw you doing it.



Draw you doing it.

PREVIEW

I did it! ☆ ☆ ☆ Color a star each time.

Preview - Bright Path Sped

My name _____

I can wash my face.



Write the steps. Use the word bank.

Word bank: cloth wipe cheeks rinse dry

1. _____

2. _____

3. _____

4. _____

I did it at: ☐ school ☐ home

I did it! ☆ ☆ ☆ Color a star each time.

PREVIEW

Preview - Bright Path Sped

My name _____

I can check the mirror.



Write the steps. Use the word bank.

Word bank: face hair shirt fix

1. _____

2. _____

3. _____

4. _____

I did it at: ☐ school ☐ home

I did it! ☆ ☆ ☆ Color a star each time.

PREVIEW

Preview - Bright Path Shed

My name _____

I can put on my pants.



Write the steps. Use the word bank.

Word bank: sit leg stand pull

1. _____

2. _____

3. _____

4. _____

I did it at: ☐ school ☐ home

I did it! ☆ ☆ ☆ Color a star each time.

PREVIEW

Preview - Bright Path Sped

My name _____

I can put on a vest.



Write the steps. Use the word bank.

Word bank: open arm front together

1. _____

2. _____

3. _____

4. _____

I did it at: ☐ school ☐ home

I did it! ☆ ☆ ☆ Color a star each time.

PREVIEW

Preview - Bright Path Sped

My name _____

I can set the table.



Write the steps. Use the word bank.

Word bank: plate fork cup napkin

1. _____

2. _____

3. _____

4. _____

I did it at: ☐ school ☐ home

I did it! ☆ ☆ ☆ Color a star each time.

PREVIEW

Preview - Bright Path Sped

My name _____

I can wipe the table.



▲

Write the steps. Use the word bank.

Word bank: cloth wipe crumbs back

1. _____

2. _____

3. _____

4. _____

I did it at: ☐ school ☐ home

I did it! ☆ ☆ ☆ Color a star each time.

PREVIEW

Unit 4: Helping at Home - Family Note

One try-it-at-home line for each of the ten skills in this unit (the same lines are on the lesson pages, 143 to 182). Fill in the top, add your own note at the bottom, and send it home at the start or the end of the unit.

Student _____ Date _____ Teacher _____

Dear family

This unit we are practicing ten everyday skills. At school we say the same short steps every time a skill comes up. Saying the same words at home helps your child do the skill the same way in both places. Here is each skill and one way to try it at home. Check the last column when you have tried one.

Skill	Try it at home	We tried it
31. Sweep the Floor	A small broom and dustpan make this a real job at home.	
32. Mop Up a Spill	When something spills, say: you know what to do. Then wait.	
33. Vacuum the Rug	Let your child do one small rug with a lightweight vacuum.	
34. Dust the Shelf	A low shelf of your child's own things is a good place to dust.	
35. Hang Up Wet Clothes	Let your child hang small things on a low rack.	
36. Put Toys in the Box	Sing one song while your child puts toys away; stop when it ends.	
37. Put the Puzzle Away	Keep puzzles on a low shelf so your child can put them back alone.	
38. Feed the Dog	If you have a pet, make one feeding a day your child's job.	
39. Water the Garden	A small watering can works the same way: fill, each plant, done.	
40. Wash the Dog	Bath time for a pet or a toy uses the same four steps.	

A note from school

From home (optional): what went well, what was hard

PREVIEW

My name _____

I can hang up wet clothes.



Write the steps. Use the word bank.

Word bank: shake hang line pin

1. _____

2. _____

3. _____

4. _____

I did it at: ☐ school ☐ home

I did it! ☆ ☆ ☆ Color a star each time.

PREVIEW

My name _____

I can help wash the dog.



Write the steps. Use the word bank.

Word bank: wet soap rinse dry

1. _____

2. _____

3. _____

4. _____

I did it at: ☐ school ☐ home

I did it! ☆ ☆ ☆ Color a star each time.

PREVIEW

Preview - Bright Path Sped

My name _____

I can cap the markers.



Write the steps. Use the word bank.

Word bank: cap push click bin

1. _____

2. _____

3. _____

4. _____

I did it at: ☐ school ☐ home

I did it! ☆ ☆ ☆ Color a star each time.

PREVIEW

Preview - Bright Path Shed

My name _____

I can take care of a book.



Write the steps. Use the word bank.

Word bank: hands corner close shelf

1. _____

2. _____

3. _____

4. _____

I did it at: ☐ school ☐ home

I did it! ☆ ☆ ☆ Color a star each time.

PREVIEW

Preview - Bright Path Sped

My name _____

I can use a quiet voice.



Write the steps. Use the word bank.

Word bank: walk whisper book hands

1. _____

2. _____

3. _____

4. _____

I did it at: ☐ school ☐ home

I did it! ☆ ☆ ☆ Color a star each time.

PREVIEW

Preview - Bright Path Sped

My name _____

I can pay at the store.



Write the steps. Use the word bank.

Word bank: line counter money thank

1. _____

2. _____

3. _____

4. _____

I did it at: ☐ school ☐ home

I did it! ☆ ☆ ☆ Color a star each time.

PREVIEW

Preview · Bright Path Sped

My name _____

I can peel a banana.



Write the steps. Use the word bank.

Word bank: hold bend crack pull

1. _____

2. _____

3. _____

4. _____

I did it at: ☐ school ☐ home

I did it! ☆ ☆ ☆ Color a star each time.

PREVIEW

Preview · Bright Path Sped

My name _____

I can make a fruit cup.



Write the steps. Use the word bank.

Word bank: cup grapes banana fork

1. _____

2. _____

3. _____

4. _____

I did it at: ☐ school ☐ home

I did it! ☆ ☆ ☆ Color a star each time.

PREVIEW

My name _____

I can say good morning.



▲

Write the steps. Use the word bank.

Word bank: look smile morning name

1. _____

2. _____

3. _____

4. _____

I did it at: ☐ school ☐ home

I did it! ☆ ☆ ☆ Color a star each time.

PREVIEW

My name _____

I can say goodnight.



Write the steps. Use the word bank.

Word bank: done find goodnight bed

1. _____

2. _____

3. _____

4. _____

I did it at: ☐ school ☐ home

I did it! ☆ ☆ ☆ Color a star each time.

PREVIEW