KINDERGARTEN–2ND GRADE · PHONICS

5 FORMATS

MAGIC E WORKSHEETS

Before and after word pairs — fat becomes fate, twin becomes twine — in five formats, no pictures. A tracker, a class grid and a family update. Print, or type the names and trackers. PDF.

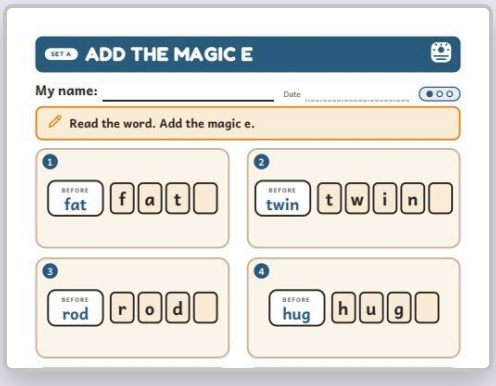
SET A ADD THE MAGIC E

My name: _____ Date

Read the word. Add the magic e.

1 BEFORE fat f a t
2 BEFORE twin t w i n
3 BEFORE rod r o d
4 BEFORE hug h u g

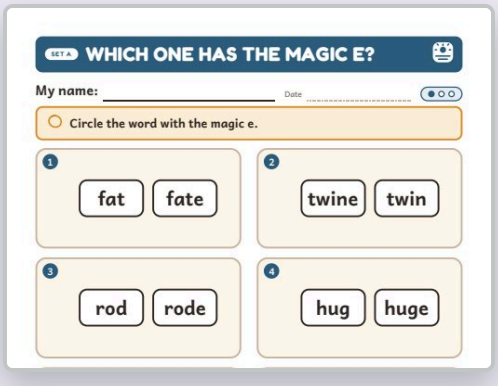
SET A WHICH ONE HAS THE MAGIC E?

My name: _____ Date

Circle the word with the magic e.

1 fat fate
2 twine twin
3 rod rode
4 hug huge

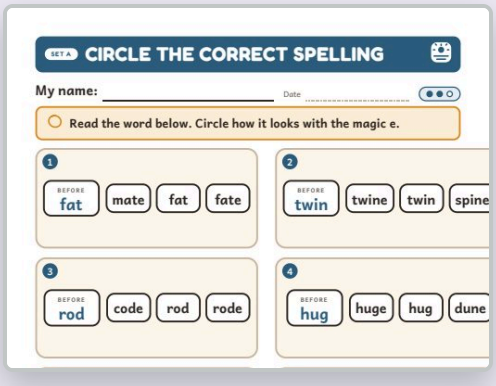
SET A CIRCLE THE CORRECT SPELLING

My name: _____ Date

Read the word below. Circle how it looks with the magic e.

1 BEFORE fat mate fat fate
2 BEFORE twin twine twin spine
3 BEFORE rod code rod rode
4 BEFORE hug huge hug dune


SET A WRITE BOTH WORDS

My name: _____ Date

Read the word below. Write its magic e word.

Word bank: code dune fate huge rate rode spine twine

1 BEFORE fat
2 BEFORE twin
3 BEFORE rod
4 BEFORE hug

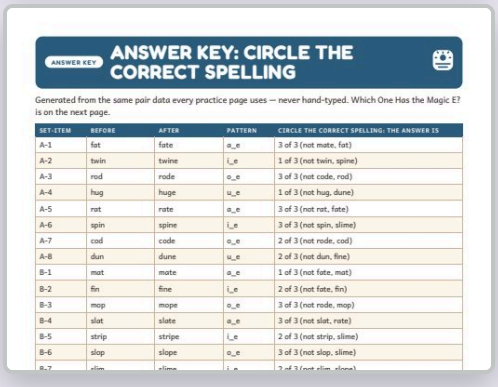
ANSWER KEY ANSWER KEY: CIRCLE THE CORRECT SPELLING

Generated from the same pair data every practice page uses — never hand-typed. Which One Has the Magic E? is on the next page.

SET-ITEM	BEFORE	AFTER	PATTERN	CIRCLE THE CORRECT SPELLING: THE ANSWER IS
A-1	fat	fate	a_e	3 of 3 (not mate, fat)
A-2	twin	twine	i_e	1 of 3 (not twin, spine)
A-3	rod	rode	o_e	3 of 3 (not code, rod)
A-4	hug	huge	u_e	1 of 3 (not hug, dune)
A-5	rat	rate	a_e	3 of 3 (not rat, fate)
A-6	spin	spine	i_e	3 of 3 (not spin, slime)
A-7	cod	code	o_e	2 of 3 (not rode, cod)
A-8	dun	dune	u_e	2 of 3 (not dun, fine)
B-1	mat	mate	a_e	1 of 3 (not fate, mat)
B-2	fin	fine	i_e	2 of 3 (not fate, fin)
B-3	mop	mope	o_e	3 of 3 (not rode, mop)
B-4	slat	slate	a_e	3 of 3 (not slat, rate)
B-5	strip	stripe	i_e	2 of 3 (not strip, slime)
B-6	slop	slope	o_e	3 of 3 (not slop, slime)
B-7	slim	slime	i_e	2 of 3 (not slim, slope)

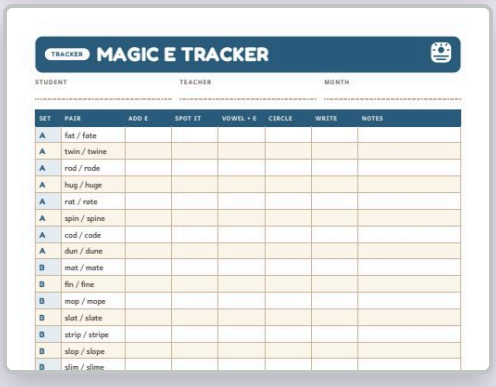
TRACKER MAGIC E TRACKER

STUDENT TEACHER MONTH

SET	PAIR	ADD E	SPOT IT	VOWEL + E	CIRCLE	WRITE	NOTES
A	fat / fate						
A	twin / twine						
A	rod / rode						
A	hug / huge						
A	rat / rate						
A	spin / spine						
A	cod / code						
A	dun / dune						
B	mat / mate						
B	fin / fine						
B	mop / mope						
B	slat / slate						
B	strip / stripe						
B	slop / slope						
B	slim / slime						

28 Pages · **5 Formats** · **16 Word Pairs** · **No Pictures**

BRIGHT PATH SPED

START HERE QUICK START

One complete kit for the magic-e (CVCe) step, built around the word pair itself: fat becomes fate, twin becomes twine. Every student answer is circled or written in pencil — no student page needs scissors or glue, and no page needs a picture.

THREE STEPS

1. **Look at Magic E together**
   Page 7 is the one student page with the rule on it: a silent e at the end makes the vowel say its name. Read the four before/after pairs aloud, then try the three steps at the bottom.

2. **Pick a format and a set**
   Five ways to practice, easiest to hardest. The chart below says which page for which child. Each format comes in two sets of eight pairs (A, B), so a child never meets the same pair twice in one format.

3. **Check it, record it, send it home**
   The answer keys are pages 18 and 19. Date each pair on the tracker (page 20), roll the group up on page 21, and send the home page (23). A filled example is on page 24.

WHICH PAGE, WHEN

WHEN…	USE…
Meeting magic e for the first time	Add the Magic E, pages 8, 9
Can add the e, needs to spot the pattern	Which One Has the Magic E?, pages 10, 11
Reading both halves of a pair	Vowel + Magic E, pages 12, 13
Choosing the real spelling	Circle the Correct Spelling, pages 14, 15
Ready to build the whole word	Write Both Words, pages 16, 17
Writing a progress note or a note home	Team note, page 22 · phrase bank, page 25

Everything inside (28 pages)

- **10 student pages** in 5 formats: 2 sets of 8 word pairs in each format
- **16 before/after word pairs** (32 words), a Magic E Helper page, no pictures anywhere in the file
- **2 answer keys** generated from the same data as the pages, **1 tracker** (16 pairs) and **1 class grid**
- **1 team note**, **1 home page**, **1 filled example**, **1 phrase bank**
- **1 binder cover, 6 divider tabs** and a spine label, cut along the dashed lines

How this is different from the rest of this store's silent-e shelf

The Silent E (CVCe) Cut and Paste pack sorts and glues pictures. Silent E Worksheets reads a picture and writes or circles its word. Nothing here uses a picture at all: every exercise is one of 16 before/after word pairs, printed as text, and the bank is a different 32 words from either of those two packs or the two silent-e progress-monitoring probes. Page 4 shows what each format asks.

LOOK MAGIC E HELPER

My name: _____ Date .....

Magic E is silent. It makes the vowel say its name.

a_e

fat

fat → fate

i_e

twin

twin → twine

o_e

rod

rod → rode

u_e

hug

hug → huge

1. Read the short word.
2. Add the magic e. Say the new word.
3. What changed? The vowel says its name.

SET A ADD THE MAGIC E

My name: _____ Date .....

Read the word. Add the magic e.

1
BEFORE fat f a t

2
BEFORE twin t w i n

3
BEFORE rod r o d

4
BEFORE hug h u g

5
BEFORE rat r a t

6
BEFORE spin s p i n

7
BEFORE cod c o d

8
BEFORE dun d u n

SET A WHICH ONE HAS THE MAGIC E?

My name: _____ Date .....

Circle the word with the magic e.

1. fat fate
2. twine twin
3. rod rode
4. hug huge
5. rate rat
6. spine spin
7. cod code
8. dune dun

SET A VOWEL + MAGIC E

My name: _____ Date .....

Read the word. Write the vowel and the magic e.

1. BEFORE **fat** — f ☐ t ☐
2. BEFORE **twin** — t w ☐ n ☐
3. BEFORE **rod** — r ☐ d ☐
4. BEFORE **hug** — h ☐ g ☐
5. BEFORE **rat** — r ☐ t ☐
6. BEFORE **spin** — s p ☐ n ☐
7. BEFORE **cod** — c ☐ d ☐
8. BEFORE **dun** — d ☐ n ☐

SET A CIRCLE THE CORRECT SPELLING

My name: _____ Date .....

Read the word below. Circle how it looks with the magic e.

1

BEFORE **fat** | mate | fat | fate

2

BEFORE **twin** | twine | twin | spine

3

BEFORE **rod** | code | rod | rode

4

BEFORE **hug** | huge | hug | dune

5

BEFORE **rat** | rat | fate | rate

6

BEFORE **spin** | spin | slime | spine

7

BEFORE **cod** | rode | code | cod

8

BEFORE **dun** | dun | dune | fine

SET A WRITE BOTH WORDS

My name: _____ Date .....

Read the word below. Write its magic e word.

Word bank: code dune fate huge rate rode spine twine

1. BEFORE fat ☐☐☐☐
2. BEFORE twin ☐☐☐☐☐
3. BEFORE rod ☐☐☐☐
4. BEFORE hug ☐☐☐☐
5. BEFORE rat ☐☐☐☐
6. BEFORE spin ☐☐☐☐☐
7. BEFORE cod ☐☐☐☐
8. BEFORE dun ☐☐☐☐

TRACKER

MAGIC E TRACKER

STUDENT

TEACHER

MONTH

SET	PAIR	ADD E	SPOT IT	VOWEL + E	CIRCLE	WRITE	NOTES
A	fat / fate						
A	twin / twine						
A	rod / rode						
A	hug / huge						
A	rat / rate						
A	spin / spine						
A	cod / code						
A	dun / dune						
B	mat / mate						
B	fin / fine						
B	mop / mope						
B	slat / slate						
B	strip / stripe						
B	slop / slope						
B	slim / slime						
B	gap / gape						

How to fill this in

Date each column the day the child gets that pair right with no prompt. A blank means not tried yet, never wrong. Answer keys: pages 18 and 19. Filled example: page 24.

THIS MONTH WE ARE WORKING ON

EXAMPLE PRIYA'S TRACKER

Priya K. is invented; nothing on this page describes a real student. The blank tracker is on page 20.

STUDENT	TEACHER	MONTH
Priya K. (an invented student)	Mr. Okafor (invented)	October

SET	PAIR	ADD E	SPOT IT	VOWEL + E	CIRCLE	WRITE	NOTES
A	fat / fate	10/5	10/12	10/19	10/26	–	–
A	twin / twine	10/5	10/12	10/19	10/26	–	–
A	rod / rode	10/5	10/12	10/19	–	–	Said "road" at first; re-read it
A	hug / huge	10/5	10/12	10/19	–	–	–
A	rat / rate	10/5	10/12	10/19	–	–	–
A	spin / spine	10/6	10/13	10/19	–	–	–
A	cod / code	10/6	10/13	–	–	–	–
A	dun / dune	10/6	10/13	–	–	–	Said "dune sounds like a hill"; word bank helped
B	mat / mate	10/6	10/13	–	–	–	–
B	fin / fine	10/12	–	–	–	–	–
B	mop / mope	10/12	–	–	–	–	–
B	slat / slate	10/13	–	–	–	–	–
B	strip / stripe	–	–	–	–	–	–
B	slop / slope	–	–	–	–	–	–
B	slim / slime	–	–	–	–	–	–
B	gap / gape	–	–	–	–	–	–

How to read it

Priya K. has done Add the Magic E for **12 of 16** pairs, Which One Has the Magic E? for **9**, Vowel + Magic E for **6** and Circle the Correct Spelling for **2**. No pair has reached Write Both Words yet. Ready for Spot It next: fin, mop, slat. Ready for Vowel + Magic E: cod, dun, mat. Ready for Circle the Correct Spelling: rod, hug, rat, spin. Every number comes from the table above.

The family note this tracker would produce

"This month Priya K. added the magic e correctly for 12 pairs and has circled the right spelling for 2 of them. Two pairs needed a second read: rod was read as 'road' at first and dun was mixed up with 'dune sounds like a hill' until the word bank helped." — every fact in it is a row of the table above.

THANK YOU **BEFORE YOU GO**

THANK YOU FOR USING THIS RESOURCE

Everything here was built for the teacher who has a table of children who each need a different amount of support turning a short word into a magic-e word. If this helped, leaving feedback on TPT helps other teachers find it.

Something missing or wrong?

Please use the **Ask a Question** tab on the product page first — every question is read, and a fix to the file is a free update you re-download from **My Purchases**.

WHAT'S NEXT FROM THIS STORE

The same skill as pictures and words, as a sort, and as data for an IEP goal.



Silent E Worksheets, Fill in the Blank, Circle It

The picture-based version of this skill: eighteen pictured words in five formats.

Silent E Cut and Paste, 3 Levels

The sorting version of this skill: cut a piece, glue it in, at three levels.



Silent E Words Progress Monitoring Probes

The data side: silent-e words and a form for a goal on the IEP.



Silent E Spelling Progress Monitoring Probes

The teacher says a silent-e word and the child writes it.

Part of the K–2 Phonics and Word Study collection — new products in this collection are added regularly. Click **Follow** on the store page and TPT will email you when they go up.

No pictures: every exercise in this file is word-only, by design (see Start Here). Type: Andika, Fredoka and Patrick Hand, SIL Open Font License.

© Bright Path Sped. For single-classroom use by the original purchaser.