MATCHING FILE FOLDERS

Kitchen, Bathroom, School



Bright Path Sped

Preview · Bright Path Sped

Start Here

24 file folders for matching kitchen, bathroom and school pictures at three levels that are built differently, not the same page three times: at Level 1 every piece fits every spot, Level 2 adds a second target, Level 3 adds four. Each folder has its own pieces, a tab label, a data-sheet line and a star on the student chart (page 33).

Three steps

1. **Prep once.** Print the faces (pages 3 to 26) and the piece sheets (pages 29 to 32), laminate, cut, add hook-and-loop dots. Page 28 shows the folder; page 27 says which row of pieces goes with which folder.
2. **Pick a level and run it.** Hand over the folder and its pieces. Say "Match." Prompt only if needed, then fade the prompt.
3. **Mark it.** One mark per folder on the data sheet (page 35). Roll it up on page 37 when you need a summary.

The three levels

- ● **Level 1, errorless match.** One target per folder, printed in every cell. All five pieces are that target. 6 folders.
- ■ **Level 2, match from 2.** Two targets per folder, three cells each. Six pieces, each with two places it could go. 9 folders.
- ▲ **Level 3, match from 4.** Four targets per folder, one cell each. Four pieces, each with four places it could go. 9 folders.

The level shows as a shape, never a number, so students at one table are not comparing folders.

Which page when

You need to	Go to
see every folder by name, with its piece row	page 27
put a folder together	page 28
label the folder tabs	page 34
record a session	page 35 (a filled sample is on page 36)
summarize progress for a meeting	page 37
send a note home	page 38
word a note or a progress line	page 39

Moving up

A folder is done alone when every piece is placed with no prompt. When every folder at a level is done alone three days in a row, start the next level. If a level is not working after three days, go back one and keep the folders the student already does alone in the rotation.

PREVIEW

Match.

Name _____

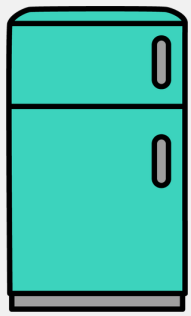

refrigerator

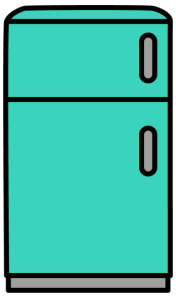

refrigerator

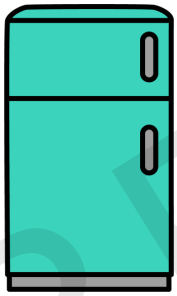

refrigerator

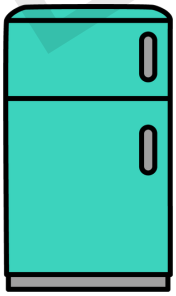

refrigerator

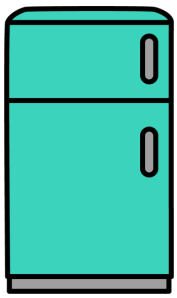

refrigerator

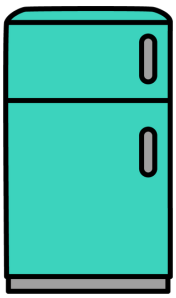

refrigerator

PREVIEW

Match.

Name _____



PREVIEW

Match.

Name _____



scissors



scissors



scissors



scissors



scissors



scissors

PREVIEW

Match.

Name _____



kettle



jar

PREVIEW

Match.

Name _____



soap



towel

PREVIEW

Match.

Name _____



tub



mop

PREVIEW

Match.

Name _____



glue



ruler

PREVIEW

Match.

Name _____



cup

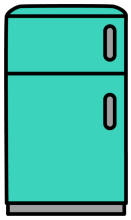

refrigerator



kettle



jar

PREVIEW

Match.

Name _____



soap



towel



sink

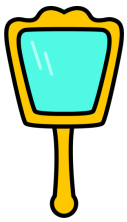

mirror

PREVIEW

Match.

Name _____

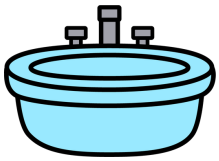

sink

mirror

tub



mop

PREVIEW

Match.

Name _____



backpack



marker



crayon



scissors

PREVIEW

Preview · Bright Path Sped

The 24 Folders

Every folder by name. The pieces are supplied by target (120 pieces on 4 sheets): a target that also has a Level 1 folder gets two rows of five, every other target one row of five. A cup piece is the same piece at every level.

#	Level	Folder	Page	Pieces
1	● Level 1	Kitchen: cup	3	cup: sheet 1 rows 1, 2
2	● Level 1	Kitchen: refrigerator	4	refrigerator: sheet 1 rows 3, 4
3	● Level 1	Bathroom: soap	5	soap: sheet 2 rows 3, 4
4	● Level 1	Bathroom: towel	6	towel: sheet 2 rows 5, 6
5	● Level 1	School: crayon	7	crayon: sheet 3 rows 5, 6
6	● Level 1	School: scissors	8	scissors: sheet 4 rows 1, 2
7	■ Level 2	Kitchen: cup, refrigerator	9	cup: sheet 1 rows 1, 2; refrigerator: sheet 1 rows 3, 4
8	■ Level 2	Kitchen: kettle, jar	10	kettle: sheet 1 row 5; jar: sheet 1 row 6
9	■ Level 2	Kitchen: table, basket	11	table: sheet 2 row 1; basket: sheet 2 row 2
10	■ Level 2	Bathroom: soap, towel	12	soap: sheet 2 rows 3, 4; towel: sheet 2 rows 5, 6
11	■ Level 2	Bathroom: sink, mirror	13	sink: sheet 3 row 1; mirror: sheet 3 row 2
12	■ Level 2	Bathroom: tub, mop	14	tub: sheet 3 row 3; mop: sheet 3 row 4
13	■ Level 2	School: crayon, scissors	15	crayon: sheet 3 rows 5, 6; scissors: sheet 4 rows 1, 2
14	■ Level 2	School: glue, ruler	16	glue: sheet 4 row 3; ruler: sheet 4 row 4
15	■ Level 2	School: backpack, marker	17	backpack: sheet 4 row 5; marker: sheet 4 row 6
16	▲ Level 3	Kitchen: cup, refrigerator, kettle, jar	18	cup: sheet 1 rows 1, 2; refrigerator: sheet 1 rows 3, 4; kettle: sheet 1 row 5; jar: sheet 1 row 6
17	▲ Level 3	Kitchen: table, basket, cup, refrigerator	19	table: sheet 2 row 1; basket: sheet 2 row 2; cup: sheet 1 rows 1, 2; refrigerator: sheet 1 rows 3, 4
18	▲ Level 3	Kitchen: kettle, jar, table, basket	20	kettle: sheet 1 row 5; jar: sheet 1 row 6; table: sheet 2 row 1; basket: sheet 2 row 2
19	▲ Level 3	Bathroom: soap, towel, sink, mirror	21	soap: sheet 2 rows 3, 4; towel: sheet 2 rows 5, 6; sink: sheet 3 row 1; mirror: sheet 3 row 2
20	▲ Level 3	Bathroom: tub, mop, soap, towel	22	tub: sheet 3 row 3; mop: sheet 3 row 4; soap: sheet 2 rows 3, 4; towel: sheet 2 rows 5, 6
21	▲ Level 3	Bathroom: sink, mirror, tub, mop	23	sink: sheet 3 row 1; mirror: sheet 3 row 2; tub: sheet 3 row 3; mop: sheet 3 row 4
22	▲ Level 3	School: crayon, scissors, glue, ruler	24	crayon: sheet 3 rows 5, 6; scissors: sheet 4 rows 1, 2; glue: sheet 4 row 3; ruler: sheet 4 row 4
23	▲ Level 3	School: backpack, marker, crayon, scissors	25	backpack: sheet 4 row 5; marker: sheet 4 row 6; crayon: sheet 3 rows 5, 6; scissors: sheet 4 rows 1, 2
24	▲ Level 3	School: glue, ruler, backpack, marker	26	glue: sheet 4 row 3; ruler: sheet 4 row 4; backpack: sheet 4 row 5; marker: sheet 4 row 6

All eighteen pictures are Whimsy Clips: six for the kitchen, six for the bathroom, six for school.

Storage ideas: a grommet and ribbon on each folder, a caddy or cubby with dividers between folders, a lanyard or carabiner on the crate, a pegboard hook. Tuck spare pieces in an envelope and keep a wipe cloth and spray bottle handy for smudges. Allow an unhurried minute to scan each face, and shuffle the stack so a fresh folder opens every day.

PREVIEW

Print, laminate, cut on the lines. A hook-and-loop dot goes on each dashed circle. Rows: cup, cup, refrigerator, refrigerator, kettle, jar.

 cup	 cup	 cup	 cup	 cup
 cup	 cup	 cup	 cup	 cup
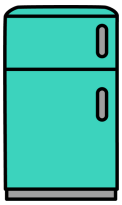 refrigerator	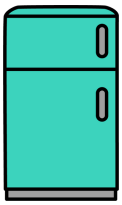 refrigerator	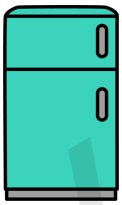 refrigerator	 refrigerator	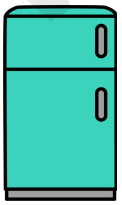 refrigerator
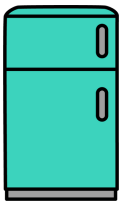 refrigerator	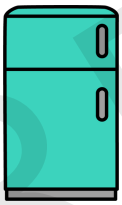 refrigerator	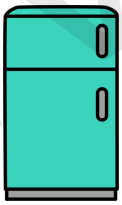 refrigerator	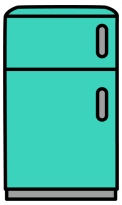 refrigerator	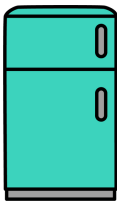 refrigerator
 kettle	 kettle	 kettle	 kettle	 kettle
 jar	 jar	 jar	 jar	 jar

PREVIEW

Print, laminate, cut on the lines. A hook-and-loop dot goes on each dashed circle. Rows: sink, mirror, tub, mop, crayon, crayon.

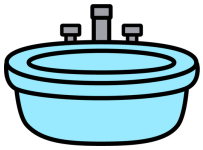 sink	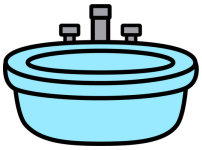 sink	 sink	 sink	 sink
 mirror	 mirror	 mirror	 mirror	 mirror
 tub	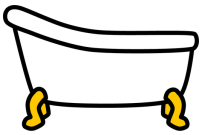 tub	 tub	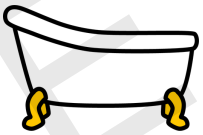 tub	 tub
 mop	 mop	 mop	 mop	 mop
 crayon	 crayon	 crayon	 crayon	 crayon
 crayon	 crayon	 crayon	 crayon	 crayon

PREVIEW

My name _____

Finish a folder. Color its star.



PREVIEW

Tab labels: print, cut on the lines, tape one to each folder tab. The number matches the folder list and the data sheet.

● Kitchen 1 	● Kitchen 2 
● Bathroom 3 	● Bathroom 4 
● School 5 	● School 6 
■ Kitchen 7 	■ Kitchen 8 
■ Kitchen 9 	■ Bathroom 10 
■ Bathroom 11 	■ Bathroom 12 
■ School 13 	■ School 14 
■ School 15 	▲ Kitchen 16 
▲ Kitchen 17 	▲ Kitchen 18 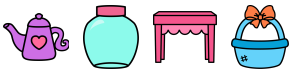
▲ Bathroom 19 	▲ Bathroom 20 
▲ Bathroom 21 	▲ School 22 
▲ School 23 	▲ School 24 

PREVIEW

Preview · Bright Path Sped

Data Sheet, Filled Sample

Sam is an invented student and these marks are made up to show how the sheet reads. No real student data.

Student: Sam (invented) Goal or skill: matching, file folders Teacher: Ms. R.

#	Folder	10/6	10/8	10/10	10/13	10/15	10/17	Date ____	Date ____
●	Level 1 · done alone, of 6	4	6	6	6	6	6		
1	Kitchen: cup	+	+	+	+	+	+		
2	Kitchen: refrigerator	+	+	+	+	+	+		
3	Bathroom: soap	P	+	+	+	+	+		
4	Bathroom: towel	+	+	+	+	+	+		
5	School: crayon	+	+	+	+	+	+		
6	School: scissors	P	+	+	+	+	+		
■	Level 2 · done alone, of 9					0	4		
7	Kitchen: cup, refrigerator					P	+		
8	Kitchen: kettle, jar					P	P		
9	Kitchen: table, basket					–	P		
10	Bathroom: soap, towel					P	+		
11	Bathroom: sink, mirror					P	+		
12	Bathroom: tub, mop					P	P		
13	School: crayon, scissors					–	P		
14	School: glue, ruler					P	+		
15	School: backpack, marker					P	P		
▲	Level 3 · done alone, of 9								
16	Kitchen: cup, refrigerator, kettle, jar								
17	Kitchen: table, basket, cup, refrigerator								
18	Kitchen: kettle, jar, table, basket								
19	Bathroom: soap, towel, sink, mirror								
20	Bathroom: tub, mop, soap, towel								
21	Bathroom: sink, mirror, tub, mop								
22	School: crayon, scissors, glue, ruler								
23	School: backpack, marker, crayon, scissors								
24	School: glue, ruler, backpack, marker								

Key: + did it alone P needed a prompt – not yet blank = not given.

Reading it, 10/17: Level 1, 6 of 6 folders alone. Every Level 1 folder had been alone three sessions in a row by 10/13, so Level 2 started 10/15. Level 2, second session: 4 of 9 alone; folders 8, 9, 12, 13, 15 still needed a prompt. Level 3 not started. Next: keep Level 2 going with a point to the cell on those 5, and keep two Level 1 folders in the rotation as a warm-up.

PREVIEW

Preview · Bright Path Sped

Note Home

Student _____ Date _____ From _____

What we are working on

Matching with file folders. The student picks up a piece, finds the cell that shows the same thing, and puts the piece on it. Right now we are on: [ ] kitchen [ ] bathroom [ ] school, at the ● ■ ▲ level.

Folders done with no help this week: _____ of _____.

Try it at home (no printing needed)

- Socks: hand one sock, ask for its match from two.
- Cups or spoons: put two out, hand one, "Match."
- Real things at home: "Find the cup in the cupboard."
- Keep it short, three or four tries, and stop while it is going well.

From school

From home (anything you noticed, or a question)

Your school's own rule on what goes home and how it is shared:

PREVIEW