NUMBER OF THE DAY

WORKSHEETS, NUMBERS 0 TO 50

Bright Path Sped

62 STUDENT PAGES

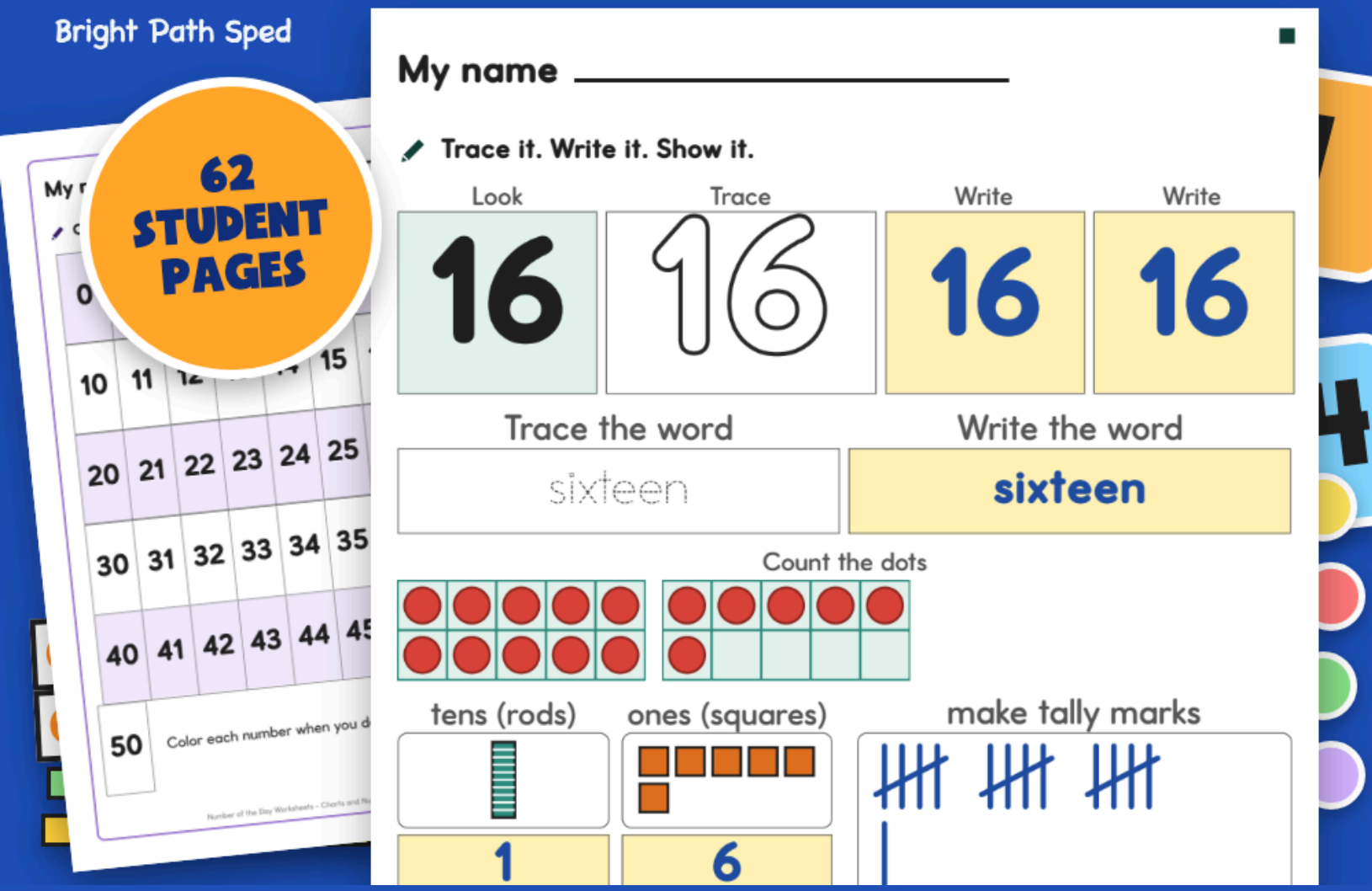

Terms of Use

Please read before you print your first page.

One classroom license

- This file is for one classroom: one teacher, one group of students.
- Please do not share it, post it online, or sell it.
- Extra licenses for a team or a school are available on the product page.

This is a fillable PDF

- Open it in a PDF reader (Adobe Acrobat Reader, Preview, or your browser), click into a box, type, and Save As.
- The name line, the date line and every empty write-in box are type-in fields. You can also print a page and let students write the numbers with a pencil.
- It works offline. No account, no subscription, no internet connection needed after you download it.

Print at 100 percent

Turn off fit to page and shrink to fit so the boxes stay big enough for small hands to write in. Every page prints in color or in black and white: the colors are light tints, and in black and white a printed number prints light gray against white write-in boxes.

Student work

A filled-in page can carry a student's name. Keep it in the data folder, and use a first name only on any page that leaves your hands.

Need help?

If a box will not behave or a page will not print the way you expect, use Ask a Question on the product page before leaving a review. Every question is read, and a fix to the file ships as a free update: re-download it any time from My Purchases.

© Bright Path Sped. For single-classroom use by the original purchaser.

PREVIEW

Preview · Bright Path Sped

My name _____

Trace it. Write it. Show it.

Look	Trace	Write	Write
27	27	27	27

Trace the word

twenty-seven

Write the word

twenty-seven

Count the dots

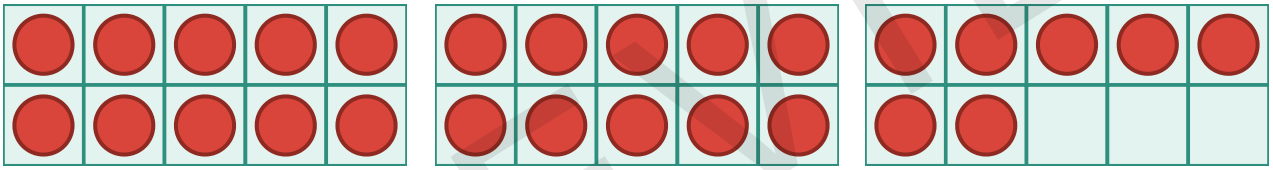

tens (rods)	ones (squares)	make tally marks
		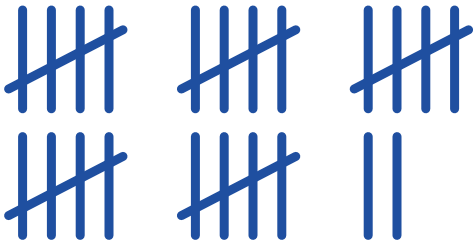
2	7	

before		after	between		
26	27	28	27	28	29

Circle the number on the line



PREVIEW

Preview · Bright Path Sped

My name _____

Trace it. Write it. Show it.

Look	Trace	Write	Write
1	1		

Trace the word

one

Write the word

Count the dots



tens (rods)

ones (squares)



make tally marks

before

	1	

after

between

1		3

Circle the number on the line

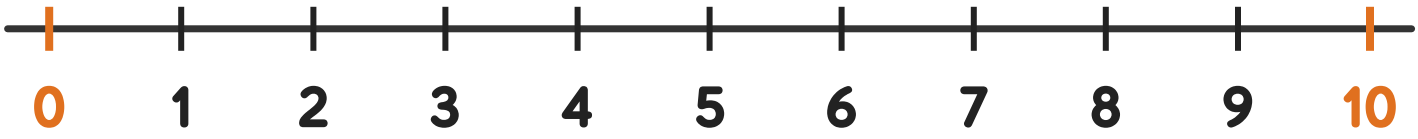

PREVIEW

Preview · Bright Path Sped

My name _____

Trace it. Write it. Show it.

Look	Trace	Write	Write
5	5		

Trace the word

five

Write the word

Count the dots

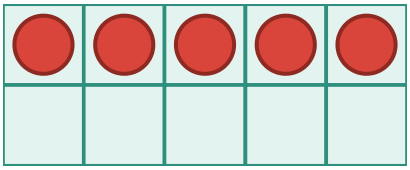

tens (rods)

ones (squares)



make tally marks

before

	5	

after

between

5		7

Circle the number on the line

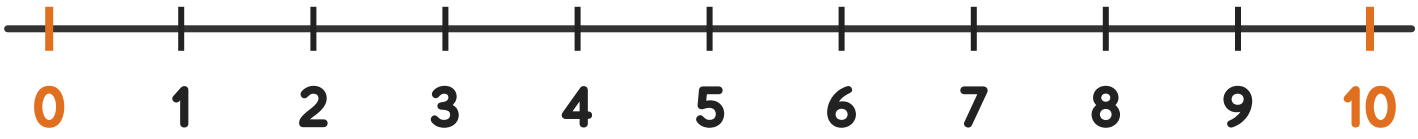

PREVIEW

Preview · Bright Path Sped

My name _____

Trace it. Write it. Show it.

Look	Trace	Write	Write
9	9		

Trace the word

nine

Write the word

Count the dots

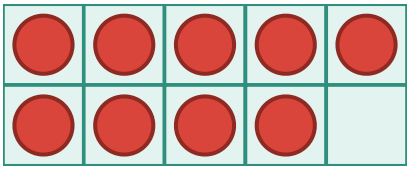

tens (rods)	ones (squares)	make tally marks

before

	9	

after

between

9		11

Circle the number on the line

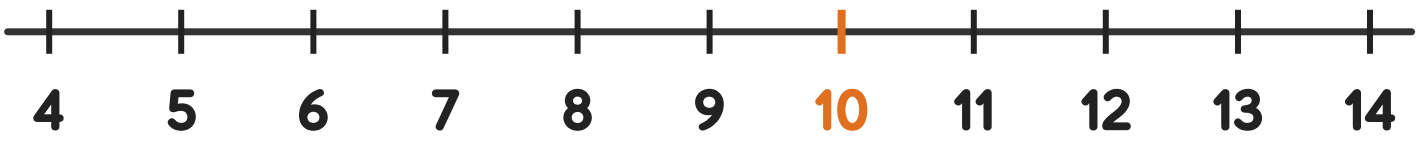

PREVIEW

Preview · Bright Path Sped

My name _____

Trace it. Write it. Show it.

Look	Trace	Write	Write
13	13		

Trace the word

thirteen

Write the word

Count the dots

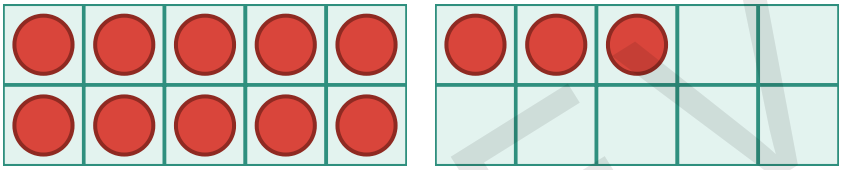

tens (rods)



ones (squares)



make tally marks

before		after	between		
	13		13		15

Circle the number on the line

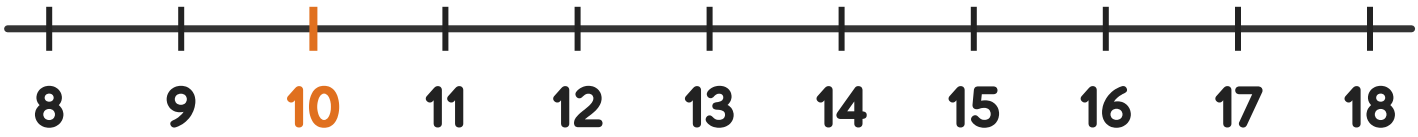

PREVIEW

Preview · Bright Path Sped

My name _____

Trace it. Write it. Show it.

Look	Trace	Write	Write
17	17		

Trace the word

seventeen

Write the word

Count the dots

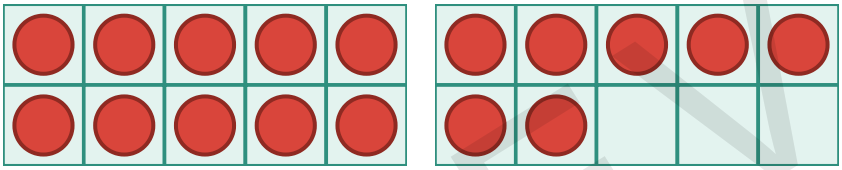

tens (rods)



ones (squares)



make tally marks

before		after	between		
	17		17		19

Circle the number on the line

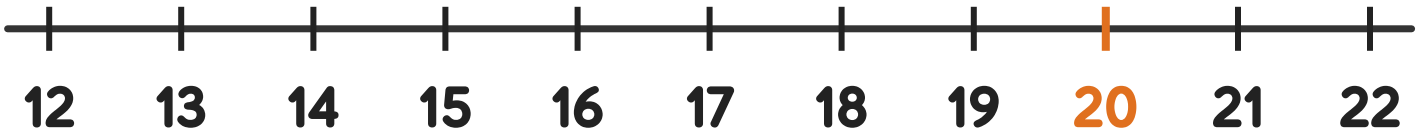

PREVIEW

Preview · Bright Path Sped

My name _____

Trace it. Write it. Show it.

Look	Trace	Write	Write
21	21		

Trace the word

twenty-one

Write the word

Count the dots

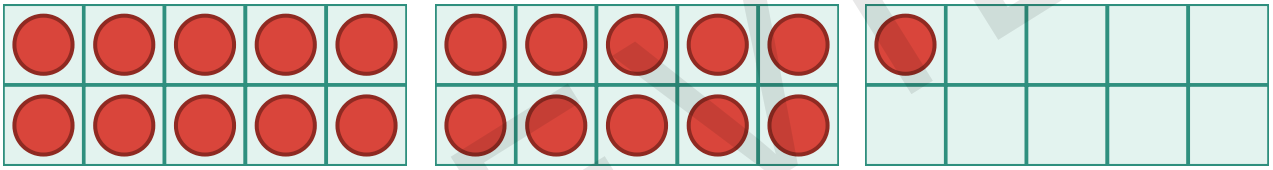

tens (rods)



ones (squares)



make tally marks

before

	21	

after

between

21		23

Circle the number on the line

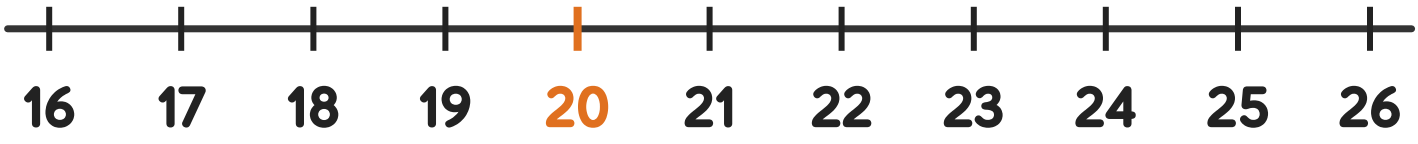

PREVIEW

Preview · Bright Path Sped

My name _____

Trace it. Write it. Show it.

Look	Trace	Write	Write
25	25		

Trace the word

twenty-five

Write the word

Count the dots

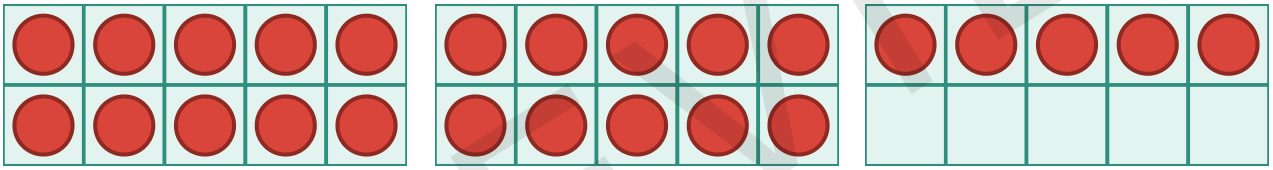

tens (rods)



ones (squares)



make tally marks

before

after

between

	25		25		27

Circle the number on the line



PREVIEW

Preview · Bright Path Sped

My name _____

Trace it. Write it. Show it.

Look	Trace	Write	Write
29	29		

Trace the word

twenty-nine

Write the word

Count the dots

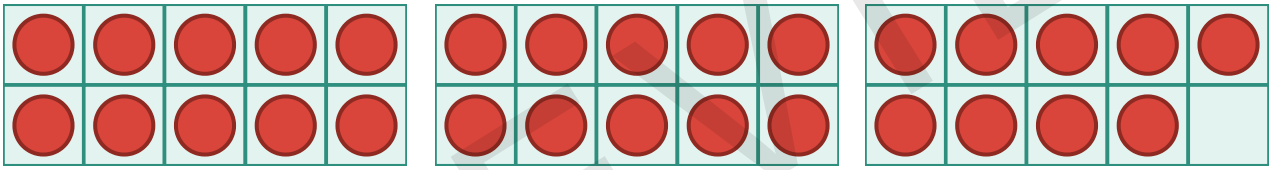

tens (rods)



ones (squares)



make tally marks

before

after

between

	29		29		31

Circle the number on the line

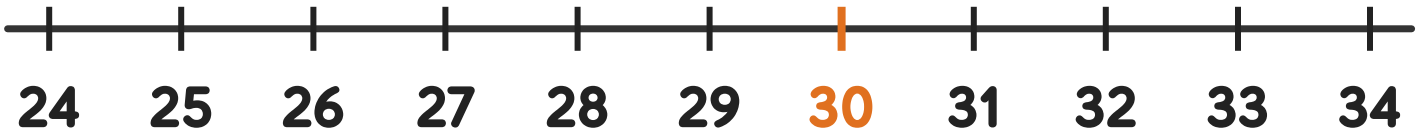

PREVIEW

Preview · Bright Path Sped

My name _____

Trace it. Write it. Show it.

Look	Trace	Write	Write
33	33		

Trace the word

thirty-three

Write the word

Count the dots

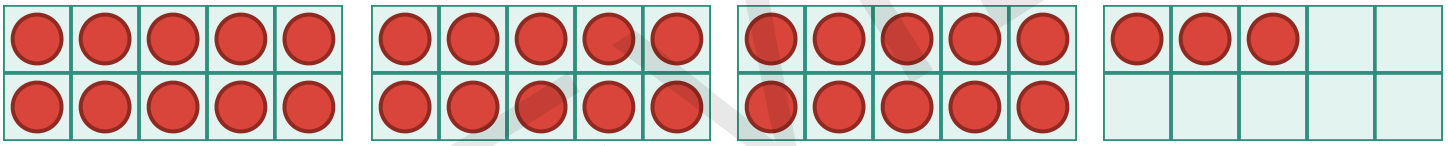

tens (rods)



ones (squares)



make tally marks

before		after	between		
	33		33		35

Circle the number on the line



28 29 30 31 32 33 34 35 36 37 38

PREVIEW

Preview · Bright Path Sped

My name _____

Trace it. Write it. Show it.

Look	Trace	Write	Write
36	36		

Trace the word

thirty-six

Write the word

Count the dots

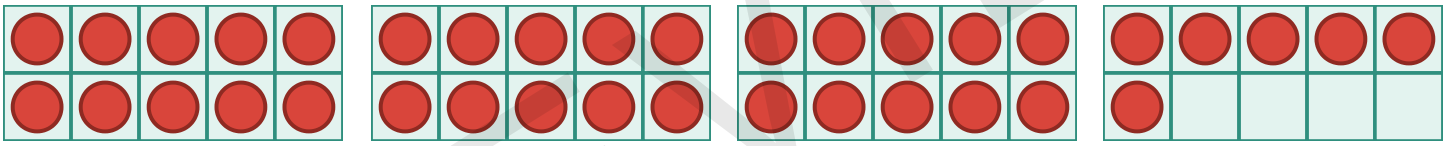

tens (rods)	ones (squares)	make tally marks

before

	36	

after

between

36		38

Circle the number on the line

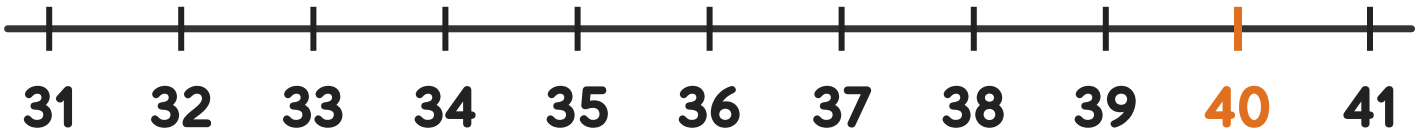

PREVIEW

Preview · Bright Path Sped

My name _____

Trace it. Write it. Show it.

Look	Trace	Write	Write
40	40		

Trace the word

forty

Write the word

Count the dots

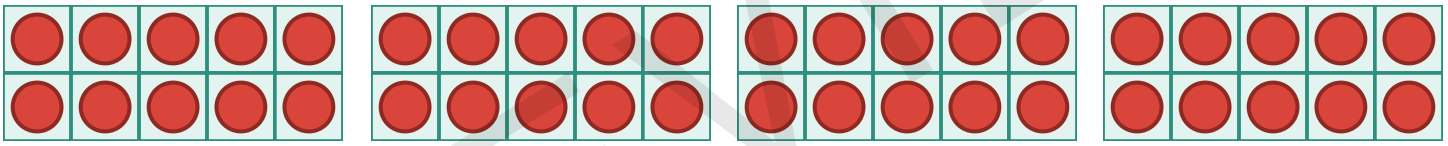

tens (rods) ones (squares)



make tally marks

before		after	between		
	40		40		42

Circle the number on the line

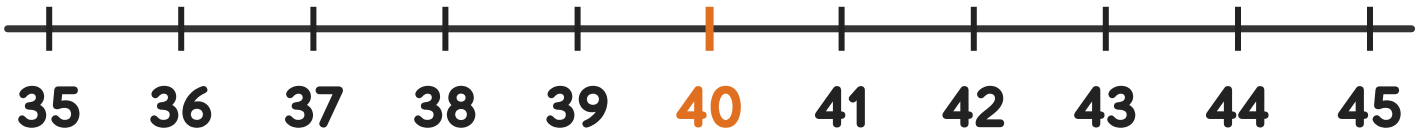

PREVIEW

Preview · Bright Path Sped

My name _____

Trace it. Write it. Show it.

Look	Trace	Write	Write
44	44		

Trace the word

forty-four

Write the word

Count the dots

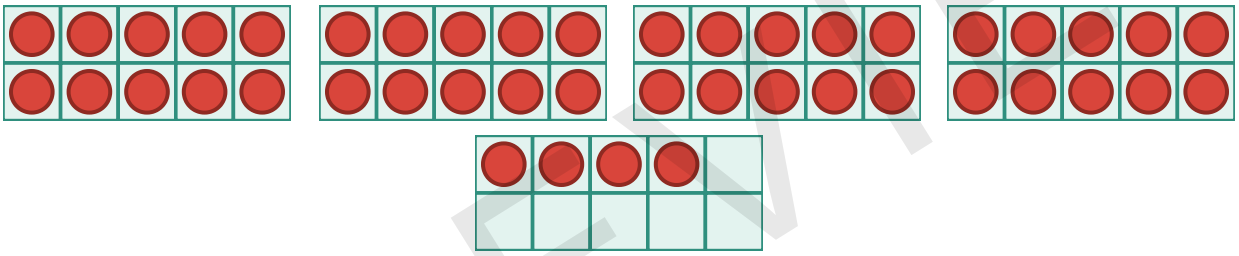

tens (rods)



ones (squares)



make tally marks

before		after	between		
	44		44		46

Circle the number on the line



Preview · Bright Path Sped

My name _____

Trace it. Write it. Show it.

Look	Trace	Write	Write
48	48		

Trace the word

forty-eight

Write the word

Count the dots

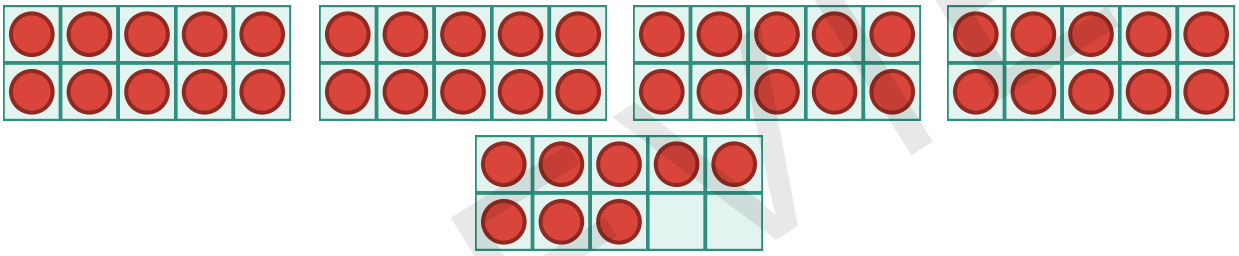

tens (rods)



ones (squares)



make tally marks

before		after	between		
	48		48		50

Circle the number on the line



PREVIEW

My name _____

Write today's number. Show it.

Date _____ **Day** _____

today's number

number word

color the dots: ten in each frame

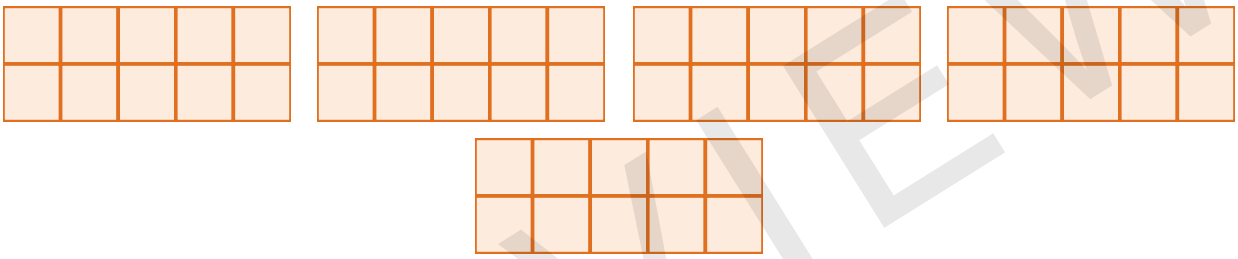

tens (rods) ones (squares)

make tally marks

before today after

between

write the numbers on the line

draw your number another way

PREVIEW

Preview · Bright Path Sped

My name _____

Point to each number. Say it.

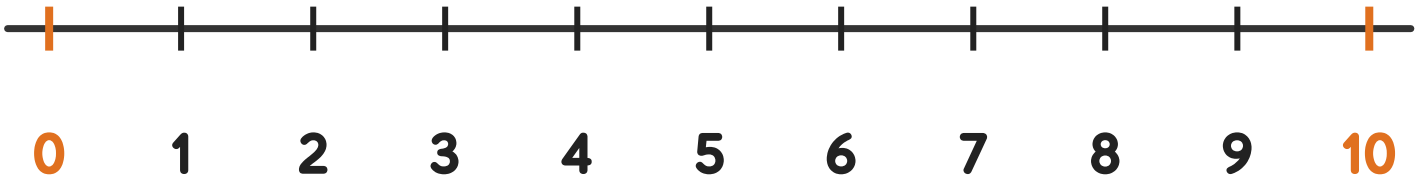

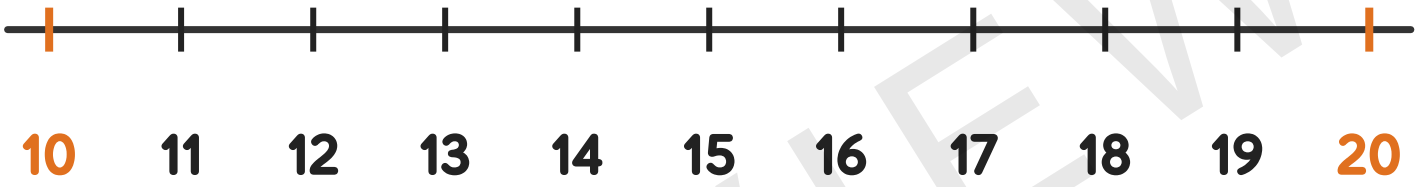

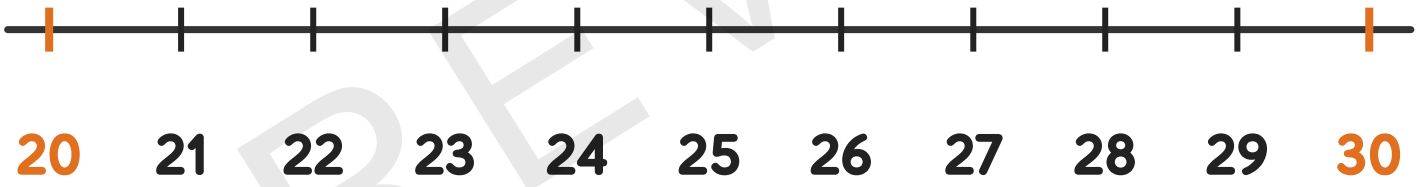

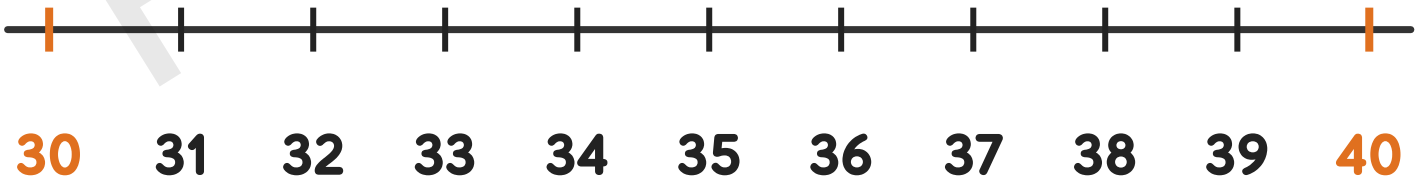

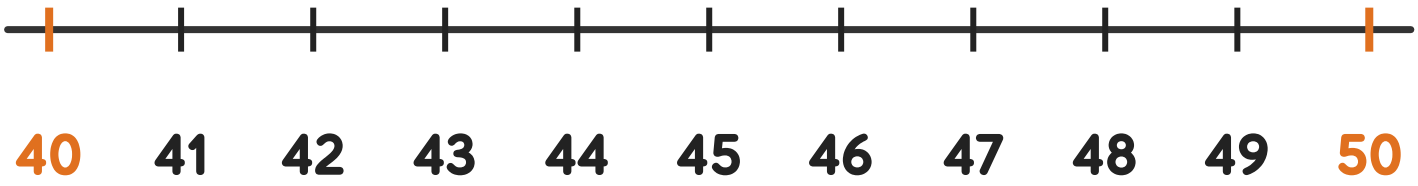

PREVIEW

My name _____

Cut. Glue the numbers in order.

start				
				last

43	46	47	50	44
45	42	48	41	49

PREVIEW

Answer Key 3

Number line answers are in bold blue on yellow.

Page 62: Fill In the Number Line

0 1 2 **3** 4 5 6 **7** 8 9 10
10 11 **12** 13 14 **15** 16 17 **18** 19 20
20 21 22 23 **24** 25 **26** 27 28 29 30
30 **31** 32 33 **34** 35 36 37 **38** 39 40
40 41 42 **43** 44 **45** 46 **47** 48 49 50

Pages 56 to 59: Daily Templates

There is no key: the number is the one you or the child picked.

Check: the tens and ones make the number, the dots add up to the number, before is one less, after is one more.

On page 58, ten less and ten more change only the tens digit.

Page 60: My Number Chart

51 boxes, 0 to 50. Children color each number as they do it.

Page 61: Number Line

Five strips: 0 to 10, 10 to 20, 20 to 30, 30 to 40, 40 to 50. The tens are orange.

Pages 63-66: Cut and Glue

Page 63: glue 1 to 10 in order, left to right, top row then bottom row.

Page 64: glue 11 to 20 in order, left to right, top row then bottom row.

Page 65: glue 41 to 50 in order, left to right, top row then bottom row.

Page 66: each number gets the ten frame with that many dots (7, 3, 10, 5, 8). The frame with 6 dots matches no number and is left over.

Questions to ask after a page

- "How did you show your number? Can you show it a different way?"
- "How many tens? How many ones?"
- "What comes right before it? What comes right after it?"
- "Where is your number on the number line?"

Moving between levels

- **Circle, starting (16 pages):** numbers 0 to 10 and the simplest sheets. Start here and stay as long as it helps.
- **Square, building (24 pages):** numbers 11 to 30, with two or three ten frames of dots.
- **Triangle, ready for more (22 pages):** numbers 31 to 50, with up to five ten frames, and the bigger daily template to 100.
- If a page is too hard, go back to a smaller number and trace again. If it is easy, try the daily template.

PREVIEW