OPEN AND CLOSED SYLLABLE GAME

GRADES 1-3



36 PICTURE CARDS + 3 GAMES

Bright Path Sped

Terms of Use

Please read before you print your first page.

One classroom license

- This file is for one classroom: one teacher, one group of students.
- Please do not share it, post it online, or sell it.
- Extra licenses for a team or a school are available on the product page.

This is a fillable PDF

- Open it in a PDF reader (Adobe Acrobat Reader, Preview, or your browser), click into a box, type, and Save As.
- The name lines, the word boxes and the sentence lines on the student pages are type-in fields. You can also print any page and write by hand.
- It works offline. No account, no subscription, no internet connection needed after you download it.

Print at 100 percent

Turn off fit to page and shrink to fit so the word cards stay 2.6 inches by 3.2 inches. Open words are blue and closed words are orange, and every card has a dark outline, so a card still reads when copied in black and white.

How the pieces fit

- Cut cards, pages 10 to 17: 36 word cards, 24 I Have, Who Has cards and 6 desk strips, cut and laminated before the lesson.
- Student pages 7, 8, 9 and 18 to 23: the path board, the sort mat, Split It, the recording sheet, the sentence page and 4 bingo boards.
- Check against the keys on pages 24 to 26. How to play is on page 4.

Need help?

If a box will not behave or a page will not print the way you expect, use Ask a Question on the product page first. Every question is read, and a fix ships as a free update from My Purchases.

© Bright Path Sped. For single-classroom use by the original purchaser.

PREVIEW

How to Play the Three Games

The same 36 word cards run every game. Change the order to fit your class.

Game	Three steps	Pages
Path Board Game 2 to 4 players	1. Sort the cards into two piles, open and closed (pages 10 to 13), face down. Each player puts a counter on START of the board on page 7. 2. Roll a number cube and move that many spaces. Look at your space: OPEN or CLOSED. Take the top card from that pile. 3. Read the word and say its first part. Read it right and you keep the card. Not sure? Put it at the bottom of the pile. On Roll Again, roll again. On Go Back 1, move back one space. First to FINISH wins; count cards to break a tie.	7, 10 to 13, 6
I Have, Who Has 6 to 24 players, one card each	1. Deal out the 24 cards (pages 14 to 16). With fewer players, give some players two or three cards. Whoever holds the START HERE card reads its Who has line. 2. The player whose I have word matches the clue stands up, reads the word, and then reads the Who has line on the same card. 3. Keep going. The loop closes when the last card points back to the START HERE card: all 24 cards are read, once each.	14 to 16
Syllable Bingo 2 to 4 players, one board each	1. Give each player a board (pages 20 to 23) and 8 counters. Shuffle the word cards for the caller. 2. The caller reads a word. Players who have that word cover it, and say if the first part is open or closed. The center is a free space. 3. Three in a row wins, across, down or corner to corner. 4 words are on no board; take them out for a faster game.	20 to 23, 10 to 13
Sort, Split, Read and Write 1 student, a pair or a center	1. Spread the cards. Sort them onto the mat on page 8 and write 12 words in each panel. 2. Split the words on page 9, and read the cards aloud. On page 18, write each word you read today. 3. Pick a word. Write a sentence with it on page 19.	8, 9, 18, 19

The rule these cards follow

- An open syllable ends in one vowel, and the vowel says its name: ro-bot, ti-ger.
- A closed syllable has one vowel and ends in a consonant, and the vowel is short: rab-bit, bas-ket.
- Every word has two syllables. The color is on the first one.

Say it out loud

- What is the first part? Which vowel is in it?
- Does the first part end in a vowel, or in a consonant?
- Is the vowel long (says its name) or short? Read the word.

PREVIEW

How to Play the Path Board



1 **ROLL.**
Roll the number cube. Move that many spaces.

2 **LOOK.**
See your space: OPEN or CLOSED.

3 **READ.**
Take the top card from that pile. Read the word.

4 **KEEP.**
Read it right? Keep the card. Not sure? Put it at the bottom.

GET TO FINISH FIRST!

Roll Again? Roll again. Go Back 1? Move back one space.

PREVIEW

My name _____ Date _____

Syllable Game: Path Board





Roll. Move. Read the word.

1 START	2 closed rab-	3 closed nap-	4 open ro-	5 closed pic-
10 closed sun-	9 open ti-	8 open pa-	7 ROLL AGAIN	6 closed pen-
11 open mo-	12 open ba-	13 GO BACK 1	14 closed win-	15 open ze-
20 open ro-	19 ROLL AGAIN	18 closed rab-	17 open ti-	16 closed nap-
21 open pa-	22 closed pic-	23 open mo-	24 closed sun-	25 GO BACK 1
30 FINISH	29 closed pen-	28 open ba-	27 open ze-	26 closed win-

Take a word card from the pile that matches your space. Read it.

PREVIEW

Preview - Bright Path Sped

My name _____ Date _____



Syllable Game: Split It

Read the word. Split it in two. Write open or closed.

Word	First part	Second part	Open or closed?
robot			
rabbit			
tiger			
window			
baby			
doctor			
zebra			
pencil			

PREVIEW



ta-co

O10



li-on

O11



so-fa

O12



tu-lip

O13



o-val

O14



do-nut

O15



yo-yo

O16



o-cean

O17



pi-rate

O18

PREVIEW

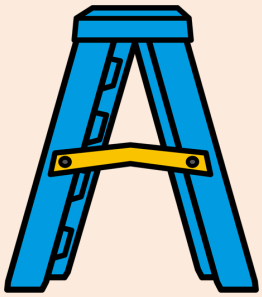

lad-der

C10



let-ter

C11



hel-met

C12



ham-mer

C13



zip-per

C14



mon-key

C15



mit-ten

C16



rock-et

C17



pump-kin

C18

PREVIEW

I have
do-nut

Who has
an open word that starts with
ta?

H9

I have
ta-ble

Who has
an open word that starts with
ba?

H10

I have
ba-by

Who has
a closed word that starts with
let?

H11

I have
let-ter

Who has
an open word that starts with
spi?

H12

I have
spi-der

Who has
a closed word that starts with
lad?

H13

I have
lad-der

Who has
an open word that starts with
ze?

H14

I have
ze-bra

Who has
a closed word that starts with
muf?

H15

I have
muf-fin

Who has
an open word that starts with
so?

H16

PREVIEW

open	An open syllable ends in one vowel. The vowel says its name.	ro-bot ti-ger ba-by
closed	A closed syllable has one vowel and ends in a consonant. The vowel is short.	rab-bit bas-ket pen-cil
open	An open syllable ends in one vowel. The vowel says its name.	spi-der ta-ble ze-bra
closed	A closed syllable has one vowel and ends in a consonant. The vowel is short.	win-dow doc-tor mag-net
open	An open syllable ends in one vowel. The vowel says its name.	ba-con ru-ler li-on
closed	A closed syllable has one vowel and ends in a consonant. The vowel is short.	muf-fin pup-pet cac-tus

PREVIEW

Preview - Bright Path Sped

My name _____ Date _____



Syllable Game: Sentence Time

Write a sentence with each word.

ro-bot

rab-bit

ba-by

bas-ket

ti-ger

Need a start? I see a ____. The ____ is big. We can ____. I will ____ it.

PREVIEW

Preview - Bright Path Sped

My name _____ Date _____



Syllable Game: Bingo Board 2

Cover the word you hear.

tu-lip	so-fa	ham-mer
ro-bot	★ FREE	lad-der
zip-per	win-dow	li-on

Three in a row wins.

PREVIEW

Preview - Bright Path Sped

My name _____ Date _____



Syllable Game: Bingo Board 4

Cover the word you hear.

pen-cil	muf-fin	ta-co
o-val	FREE	rab-bit
hel-met	o-cean	a-pron

PREVIEW

Three in a row wins.

Answer Key: Syllable Bingo

The words on each board, read across and down. Each board has 8 words: 4 open and 4 closed.

Board 1

ru-ler	mon-key	ti-ger
ba-con	FREE	ta-ble
rock-et	pump-kin	bas-ket

Board 2

tu-lip	so-fa	ham-mer
ro-bot	FREE	lad-der
zip-per	win-dow	li-on

Board 3

ze-bra	pup-pet	let-ter
doc-tor	FREE	mag-net
spi-der	ba-by	yo-yo

Board 4

pen-cil	muf-fin	ta-co
o-val	FREE	rab-bit
hel-met	o-cean	a-pron

Words on no board (4)

donut, pirate, cactus, mitten.

Take these cards out of the calling pile for a faster game, or leave them in for more calls.

PREVIEW

Tracker and Roll-Up

Write the date. Color a box for each right answer. A blank row means not played yet, never wrong.

Student _____ Teacher _____ School year _____

Page	Sheet or game	Date	Right	Out of
18	Words I Read Today (words written)		☐☐☐☐☐☐☐☐☐☐☐☐	20
8	Sort Mat (words in the right panel)		☐☐☐☐☐☐☐☐☐☐☐☐	24
9	Split It (words split and typed right)		☐☐☐☐☐☐☐☐	8
19	Sentence Time (word spelled right)		☐☐☐☐☐	5
7	Path Board (cards read right, 10 turns)		☐☐☐☐☐☐☐☐☐☐	10
14-16	I Have, Who Has (cards read right, 12 turns)		☐☐☐☐☐☐☐☐☐☐☐☐	12
20	Bingo (words covered right, one board)		☐☐☐☐☐☐☐☐	8

Roll-up: add the Right column and the Out of column for the rows played.

Total right, all rows _____ Total out of, rows played _____

Notes for the team

PREVIEW

Open and Closed Syllables at Home

Dear family, this week we are reading two-syllable words and listening to the first part, like robot and rabbit. These games are for talking and playing, not for a grade. Short answers are fine.

Student _____ Week of _____

Play Open or Closed at home, in three steps

- Write 10 words on 10 small cards: 5 like robot and tiger, 5 like rabbit and basket. Use the words your child read this week.
- Hold up a card. Your child reads the word and says the first part: ro or rab.
- Ask: does the first part end in a vowel, or in a consonant? Then say it together: open, the vowel says its name; closed, the vowel is short.

Words we found at home

open			
closed			

Try saying

- "What is the first part? Which vowel do you hear?"
- "Is it open or closed?"

Note from the teacher

Note from home

PREVIEW