PARA APPRECIATION

8 CARD DESIGNS

CARDS · NOTES · CERTIFICATES · BANNER

8 AWARDS



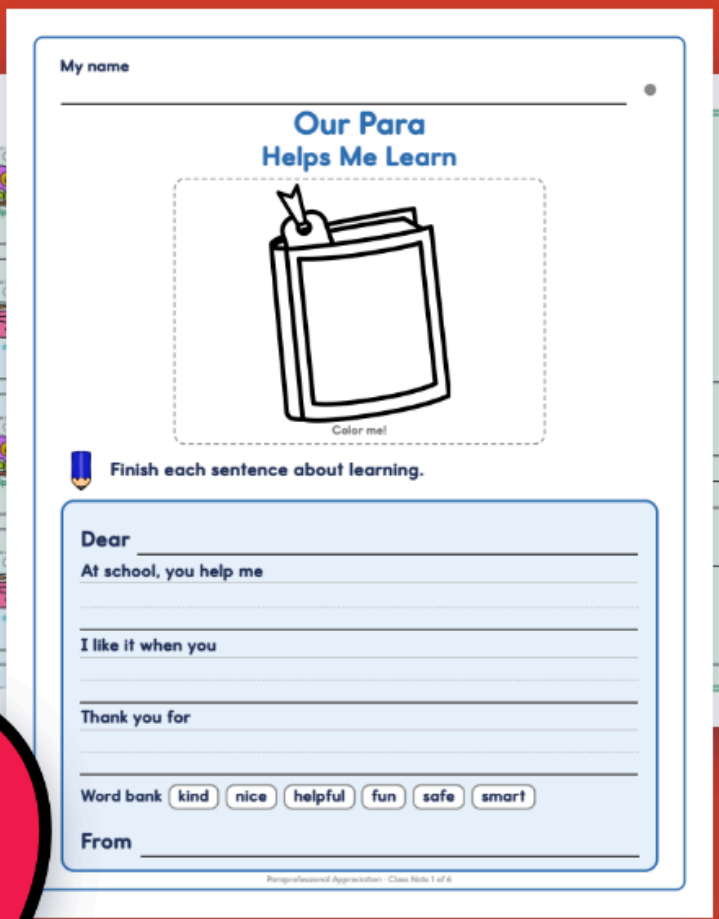





Terms of Use

Please read before you print your first page.

One teacher license

- This file is for one teacher and the students in that teacher's classroom.
- Please do not share it, post it online, or sell it.
- Extra licenses for a team or a school are available on the product page.

This is a fillable PDF

- Open it in a PDF reader (Adobe Acrobat Reader, Preview, or your browser), click into a line or a box, type, and Save As.
- Every name, message and from line is a type-in field. You can also print a page and write on it by hand.
- It works offline. No account, no subscription, no internet connection needed after you download it.

Print at 100 percent

Every page is US Letter, portrait. Turn off fit to page and shrink to fit so the cards, tags, bookmarks and banner letters come out full size. Card stock or bright paper makes them feel special.

Names in a saved file

A name you type stays in the file when you save it. If you save a copy for a class, keep it where your school keeps student information, and follow your school's rules for what is saved and shared.

Need help?

If a field will not behave or a page will not print the way you expect, use Ask a Question on the product page before leaving a review. Every question is read, and a fix to the file ships as a free update: re-download it any time from My Purchases.

© Bright Path Sped. For single-classroom use by the original purchaser.

PREVIEW

Section 1 of 4

Cards, Tags and Bookmarks



PREVIEW

What is inside

Page	What is inside
5 to 8	Thank-you cards: 8 designs, 24 to print
9	Gift tags: 6 designs, 12 tags
10	Bookmarks: 2 designs, 12 strips

Thank-You Cards, Sheet 2 of 4

Two designs, three of each. Type or write by hand, then cut on the dashed lines.



You Brighten Our Day!

You bring warmth and patience to our classroom.

To

Your words

From



Thanks for Helping Us Grow!

Our students grow with your steady support.

To

Your words

From



You Brighten Our Day!

You bring warmth and patience to our classroom.

To

Your words

From



Thanks for Helping Us Grow!

Our students grow with your steady support.

To

Your words

From



You Brighten Our Day!

You bring warmth and patience to our classroom.

To

Your words

From



Thanks for Helping Us Grow!

Our students grow with your steady support.

To

Your words

From

PREVIEW

Thank-You Cards, Sheet 4 of 4

Two designs, three of each. Type or write by hand, then cut on the dashed lines.



You Are a Bright Spot!

You make a hard day easier for all of us.

To

Your words

From



With Gratitude

We are grateful to have you on our team.

To

Your words

From



You Are a Bright Spot!

You make a hard day easier for all of us.

To

Your words

From



With Gratitude

We are grateful to have you on our team.

To

Your words

From



You Are a Bright Spot!

You make a hard day easier for all of us.

To

Your words

From



With Gratitude

We are grateful to have you on our team.

To

Your words

From

PREVIEW

Section 2 of 4

Certificates



PREVIEW

What is inside

Page	What is inside
12 to 19	8 certificates, each with a different award and picture



Paraprofessional Appreciation

Calm Helper Award

for keeping our class calm and steady

Presented to

_____

We are thankful because

_____

_____

_____

From _____

Date _____

Signed

_____



PREVIEW



Paraprofessional Appreciation

Kind to Everyone Award

for being kind to every student

Presented to

_____

We are thankful because

_____

_____

_____

From

_____

Date

_____

Signed

_____



PREVIEW



Paraprofessional Appreciation

Patient Friend Award

for taking the time each student needs

Presented to

_____

We are thankful because

_____

_____

_____

From _____

Date _____

Signed

_____



PREVIEW

Section 3 of 4

From the Class



PREVIEW

What is inside

Page	What is inside
21 to 26	6 color-and-write notes in 3 levels
27	Class signature card
28 to 30	3 color-in posters
31	Week of kindness checklist
32	Phrase bank: 24 starters
33	Class thank-you book cover

My name _____

Our Para
Helps Me Learn



Color me!

Finish each sentence about learning.

Dear _____

At school, you help me

_____

_____

I like it when you

_____

_____

Thank you for

_____

_____

Word bank kind | nice | helpful | fun | safe | smart

From _____

PREVIEW

My name _____

Our Para
Is Kind to Me



Color me!

Say thank you for being kind to you.

Dear _____

I like when you _____

From _____

PREVIEW

My name _____

Our Para
Is Always There



Color me!

Write your own note about our school day.

Dear _____

From _____

PREVIEW

THANK YOU, PARA!



Color the picture and the letters. Then sign your name.

From

Date

YOU BRIGHTEN OUR DAY!



Color the picture and the letters. Then sign your name.

From

Date



Our Thank-You Book

for our paras

For

_____

From our class

_____

Teacher _____ **Date** _____

How to make the book

- Print this page, then the class notes on pages 21 to 26.
- Put this page on top, staple the left edge or punch holes and tie with yarn.
- Let the children sign the back of the last note.

PREVIEW

Banner Letters, Page 1 of 3: A to I

Cut on the dashed lines and tape the letters in order. Spell PARA or any name.



PREVIEW

Banner Letters, Page 3 of 3: S to Z

Cut on the dashed lines and tape the letters in order. Spell PARA or any name.

S

T

U

V

W

X

Y

Z



PREVIEW

A Note Home to Families

The letter you would otherwise write from scratch. Type your own words on the lines.

Date _____ Teacher _____

Dear families,

This week our class is thanking our paraprofessionals. Here is what we are doing:

You can help by asking your child:

Our plan

Our class will write notes on _____

If you would like to send something, please send it by _____

Our school's rule about gifts or treats _____

A thank-you from your family (optional)

Thank you,

Name _____

PREVIEW

A Finished Note and Tracker

Room 8 is an invented room and every name here is invented. Nothing describes a real child or a real person.

A finished note: colored in and written by hand



Our Para Is Kind to Me

Dear Ms. Ortiz,

I like when you sit with me.

You help me try again.

Thank you for being kind to me.

From Ava

The tracker, filled in

Para	Card	Certificate	Tag or note
Ms. Ortiz	Yes	Yes	Yes
Mr. Kim	Yes	Yes	–
Ms. Bell	Yes	–	Yes
Mr. Adams	Yes	Yes	Yes
Ms. Diaz	–	–	Yes
Mr. Shah	Yes	Yes	–

Totals: 6 paras. Cards given: 5. Certificates given: 4. Tags or notes: 4. Got all three: 2. Still owed at least one: 4.

Check: 2 + 4 = 6 paras.

PREVIEW