Bright Path Sped





6 POSTERS



POSSESSIVE NOUNS

ANCHOR CHART

Posters, Desk Strips and Practice

Terms of Use

Please read before you print your first page.

One classroom license

- This file is for one classroom: one teacher, one group of students.
- Please do not share it, post it online, or sell it.
- Extra licenses for a team or a school are available on the product page.

This is a fillable PDF

- Open it in a PDF reader (Adobe Acrobat Reader, Preview, or your browser), click into a line or a box, type, and Save As.
- The name lines, the answer blanks on the practice pages, the family note and every notes area are type-in fields. The posters and the desk strips are print pages. You can also print any page and write by hand.
- It works offline. No account, no subscription, no internet connection needed after you download it.

Print at 100 percent

Turn off fit to page and shrink to fit so the cut pieces keep their size. Every page is readable in black and white. Posters look best on cardstock; the cards children cut are fine on copy paper.

Need help?

If a field will not behave or a page will not print the way you expect, use Ask a Question on the product page before leaving a review. Every question is read, and a fix to the file ships as an update.

© Bright Path Sped. For single-classroom use by the original purchaser.

PREVIEW

How to Teach It: Five Short Routines

Each one takes a few minutes. Always say the owner first.

1. Who owns it?

- Show the who-owns-it poster (page 10). Read the three questions aloud.
- Say: "Find the owner. Then add the apostrophe to the owner."

2. One owner

- Show page 5. Read the words, then the possessive: the book of the girl, the girl's book.
- Ask: "One owner. What do we add? An apostrophe and s."

3. Many owners

- Show pages 6 and 7. Compare the girls' books with the children's dolls.
- Ask: "Does the owner word end in s? Then add just the apostrophe. No s? Add an apostrophe and s."

4. Plural or owns?

- Show page 9. Two dogs is just more than one. The dog's ball owns something.
- Ask: "Is something owned? If not, there is no apostrophe."

5. Find one in a book

- Children hunt for a possessive noun on page 20 and write who owns what.
- Send the note home (page 26) so families look for possessive nouns too.

Notes on your day

PREVIEW

MANY OWNERS: ENDS IN S

The owner word already ends in s. Add just an apostrophe.



the books of the girls

THE GIRLS' BOOKS



the hats of the boys

THE BOYS' HATS

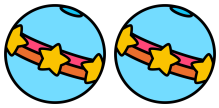

the balls of the dogs

THE DOGS' BALLS

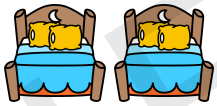

the beds of the cats

THE CATS' BEDS



the desks of the teachers

THE TEACHERS' DESKS



the nests of the birds

THE BIRDS' NESTS



the barns of the farmers

THE FARMERS' BARNS



the backpacks of the kids

THE KIDS' BACKPACKS

More than one girl owns the books: the girls' books.

The apostrophe goes after the s.

PREVIEW

Preview · Bright Path Sped

WHERE DOES THE APOSTROPHE GO?

Look at the owner word. Look at its last letter.

ONE OWNER



the book of the girl

GIRL'S

add 's

the girl's book

MANY, ENDS IN S



the books of the girls

GIRLS'

add ' only

the girls' books

MANY, NO S



the dolls of the children

CHILDREN'S

add 's

the children's dolls

Ends in s? Add just an apostrophe.
No s at the end? Add an apostrophe and s.

PREVIEW

WHO OWNS IT?

Three questions give the apostrophe its place.

1 WHO OWNS IT?

Find the owner.

the books of the girls: the girls own them.



2 DOES THE OWNER END IN S?

Yes: add just an apostrophe.

girls to girls'



3 NO S AT THE END?

Add an apostrophe and s.

children to children's



This chart is for possessive nouns only.

Contractions like isn't also use an apostrophe, and names that end in s are not on this chart.

PREVIEW

Preview - Bright Path Sped

Cut the cards apart. Glue each one on page 14 or 15.



THE BIRD'S NEST



THE GIRL'S BOOK



THE MEN'S HATS

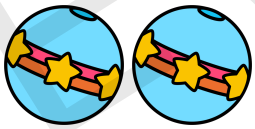

THE DOGS' BALLS



THE CHILDREN'S DOLLS



THE TEACHERS' DESKS

PREVIEW

SAY WHO OWNS IT. THEN GLUE.

Keep your cards here until you are ready.

Preview : Bright Path Sped

My name _____

Glue each card from page 12 next to its words.



THE BOOK OF THE GIRL

glue here



THE BALLS OF THE DOGS

glue here



THE DOLLS OF THE CHILDREN

glue here

PREVIEW

Preview : Bright Path Sped

My name _____

Glue each card from page 12 next to its words.



THE NEST OF THE BIRD

glue here

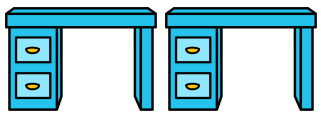

THE DESKS OF THE TEACHERS

glue here

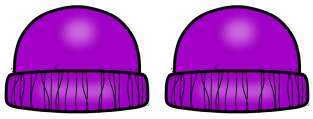

THE HATS OF THE MEN

glue here

PREVIEW

Preview : Bright Path Sped

My name _____

Read it. Write who owns it and what it owns.



THE FARMER'S BARN

Owner: _____ It owns: _____

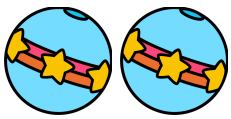

THE DOGS' BALLS

Owner: _____ It owns: _____



THE GEESE'S NESTS

Owner: _____ It owns: _____

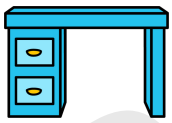

THE TEACHER'S DESK

Owner: _____ It owns: _____



THE BOYS' HATS

Owner: _____ It owns: _____



THE CHILDREN'S DOLLS

Owner: _____ It owns: _____

PREVIEW

Preview : Bright Path Sped

My name _____

Find a possessive noun. Draw it and write who owns what.

In a book

Possessive: _____ Owner: _____ Owns: _____

On a sign or a card

Possessive: _____ Owner: _____ Owns: _____

PREVIEW

Key: Circle and Cut and Sort

Keep this page for yourself. The wrong choice puts the apostrophe on the wrong side of the s.

Circle the possessive (page 16)

Item	The words	Circle
1	the barn of the farmer	farmer's barn
2	the backpacks of the kids	kids' backpacks
3	the cars of the people	people's cars
4	the bed of the cat	cat's bed
5	the hats of the boys	boys' hats
6	the nests of the geese	geese's nests

Cut and sort (page 13): the box is the kind of owner

Card	The possessive	Box
1	the dog's ball	one owner
2	the girls' books	many, ends in s
3	the mice's beds	many, no s
4	the kid's backpack	one owner
5	the birds' nests	many, ends in s
6	the women's backpacks	many, no s

PREVIEW

My notes on the answers

Key: Match, Mixed Review and the Hunt

The hunt has no single answer. Check that the child wrote the possessive as printed, the owner and what it owns.

Match and glue (pages 14 and 15)

Box	The words	Glue this card
1	the book of the girl	card 2 on page 12: the girl's book
2	the balls of the dogs	card 4 on page 12: the dogs' balls
3	the dolls of the children	card 5 on page 12: the children's dolls
4	the nest of the bird	card 1 on page 12: the bird's nest
5	the desks of the teachers	card 6 on page 12: the teachers' desks
6	the hats of the men	card 3 on page 12: the men's hats

Mixed review (page 19)

Item	The finished sentence
1	The bird's nest is in the tree.
2	Please pick up the children's dolls.
3	The farmer's barn is red.
4	Where are the women's backpacks?
5	I like the cats' beds.
6	These are the teachers' desks.

Possessive hunt (page 20)

My notes on the answers

PREVIEW

A Note Home: Possessive Nouns

One page to send home when you start the possessive noun posters.

Date _____ Class _____ Teacher _____

Dear families,

This week we are learning possessive nouns. A possessive noun shows who owns something. The **apostrophe** goes on the owner.



This week we are practicing

_____

_____

You can try this at home

Find a possessive noun in a book together. Ask: "Who owns it? What does it own?"

_____

_____

_____

A note from me (your words)

_____

_____

_____

_____

Thank you, (teacher) _____ Family signature, if your school asks for one _____

PREVIEW

Phrase Bank

Fill each blank with what you really saw and heard.

Teaching the words

- "A possessive noun shows who owns something."
- "Find the owner first. Then add the apostrophe to the owner."
- "The owner ends in s? Add just the apostrophe. No s? Add an apostrophe and s."
- "Children is more than one, but it has no s. So we add 's."

Asking a question

- "Who owns it?"
- "Is that one owner or more than one?"
- "Does the owner word end in s?"
- "Is it just more than one, or does it own something?"

Noticing what a child did

- "You said the owner first, then added the apostrophe."
- "You saw that women has no s, so you added 's."
- "You left the apostrophe off dogs when it only meant more than one."
- "You found a possessive noun in ____ and said who owns what."

Sentence starters for children

- The owner is ____. It owns the ____.
- There is one owner, so I add ____. There is more than one owner, so I add ____.
- I found ____ in ____. ____ owns the ____.
- The word ____ ends in s, so I add ____.

For the note home

- This week we are learning possessive nouns: words with an apostrophe that show who owns something.
- Look for a possessive noun in a book at home. Ask your child who owns what.
- Ask your child to say the owner first, then read the possessive noun.
- Thank you for ____ (what the family did to help).

PREVIEW