LUNCH HERO DAY CARDS

8 CARD DESIGNS

NOTES · AWARDS · TAGS

6 AWARDS

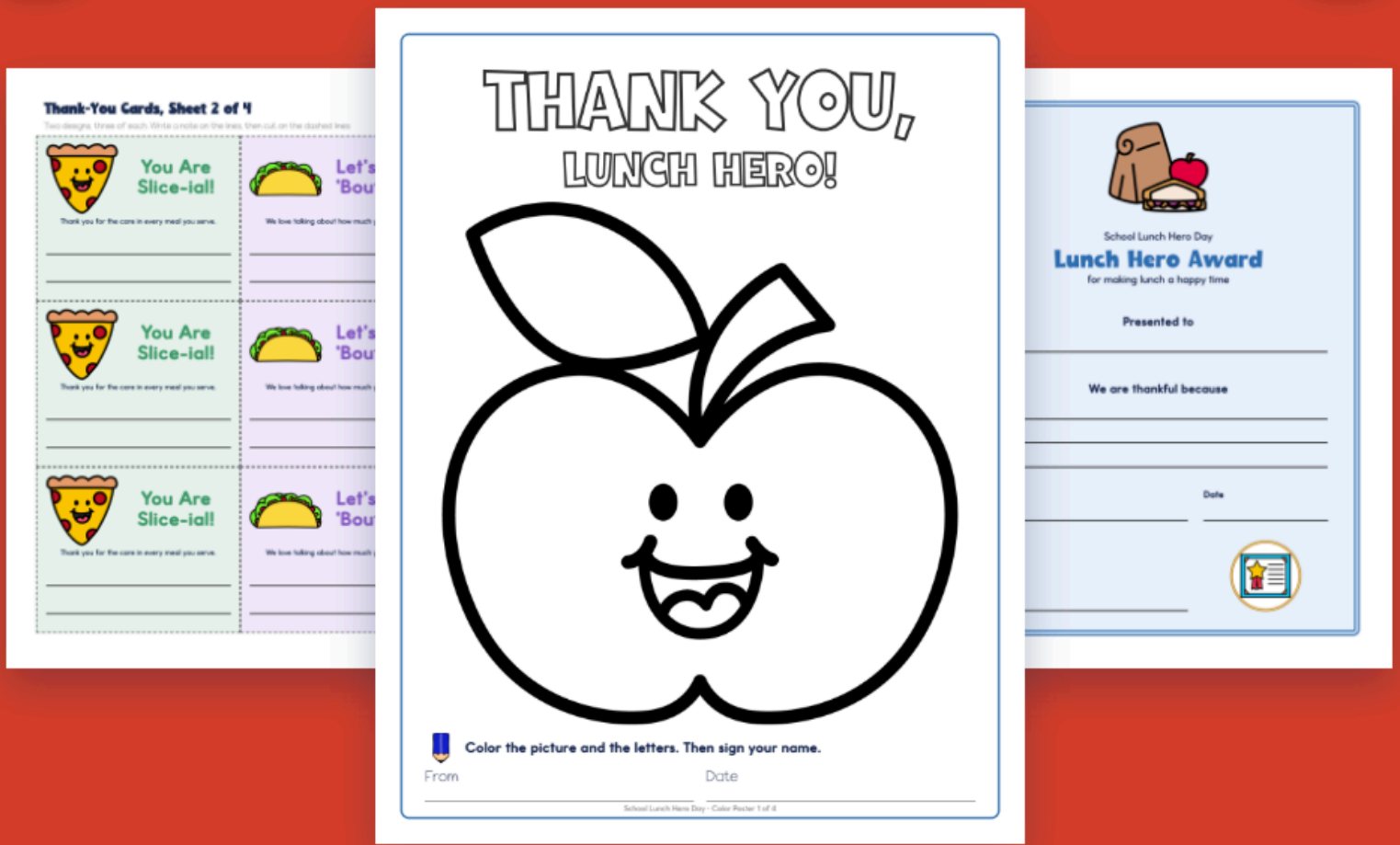

Terms of Use

Please read before you print your first page.

One teacher license

- This file is for one teacher and the students in that teacher's classroom.
- Please do not share it, post it online, or sell it.
- Extra licenses for a team or a school are available on the product page.

This is a fillable PDF

- Open it in a PDF reader (Adobe Acrobat Reader, Preview, or your browser), click into a line or a box, type, and Save As.
- Every name, message and from line is a type-in field. You can also print a page and write on it by hand.
- It works offline. No account, no subscription, no internet connection needed after you download it.

Print at 100 percent

Every page is US Letter, portrait. Turn off fit to page and shrink to fit so the cards, tags, bookmarks, name tags and banner letters come out full size. Card stock or bright paper makes them feel special.

Names in a saved file

A name you type stays in the file when you save it. If you save a copy for a class, keep it where your school keeps student information, and follow your school's rules for what is saved and shared.

Need help?

If a field will not behave or a page will not print the way you expect, use Ask a Question on the product page before leaving a review. Every question is read, and a fix to the file ships as a free update: re-download it any time from My Purchases.

© Bright Path Sped. For single-classroom use by the original purchaser.

PREVIEW

Section 1 of 4

Cards, Tags and Bookmarks



PREVIEW

What is inside

Page	What is inside
5 to 8	Thank-you cards: 8 designs, 24 to print
9	Gift tags: 6 designs, 12 tags
10	Bookmarks: 2 designs, 12 strips
11	Staff name tags: 8 to cut

Thank-You Cards, Sheet 2 of 4

Two designs, three of each. Write a note on the lines, then cut on the dashed lines.



You Are Slice-ial!

Thank you for the care in every meal you serve.



Let's Taco 'Bout You!

We love talking about how much you do for us.



You Are Slice-ial!

Thank you for the care in every meal you serve.



Let's Taco 'Bout You!

We love talking about how much you do for us.



You Are Slice-ial!

Thank you for the care in every meal you serve.



Let's Taco 'Bout You!

We love talking about how much you do for us.

PREVIEW

Gift Tags

Six designs, two of each. Cut on the dashed lines and punch the circle.



Thank you for our lunches

To _____

From _____



Thanks, lunch hero

To _____

From _____



We appreciate you

To _____

From _____



You are slice-ial

To _____

From _____



Thanks a bunch

To _____

From _____



You are berry special

To _____

From _____



Thank you for our lunches

To _____

From _____



Thanks, lunch hero

To _____

From _____



We appreciate you

To _____

From _____



You are slice-ial

To _____

From _____



Thanks a bunch

To _____

From _____



You are berry special

To _____

From _____

PREVIEW

Staff Name Tags

Type a name or write it by hand. Cut on the dashed lines and add a clip or a sticker back.



Hello! I am a
Lunch Hero
My name _____



Hello! I am a
Lunch Hero
My name _____



Hello! I am a
Lunch Hero
My name _____



Hello! I am a
Lunch Hero
My name _____



Hello! I am a
Lunch Hero
My name _____



Hello! I am a
Lunch Hero
My name _____



Hello! I am a
Lunch Hero
My name _____



Hello! I am a
Lunch Hero
My name _____

PREVIEW



School Lunch Hero Day

Lunch Hero Award

for making lunch a happy time

Presented to

_____

We are thankful because

_____

_____

_____

From _____

Date _____

Signed

_____



PREVIEW



School Lunch Hero Day

Smile Award

for greeting us with a smile each day

Presented to

_____

We are thankful because

_____

_____

_____

From _____

Date _____

Signed

_____



PREVIEW



School Lunch Hero Day

Sweet Helper Award

for making our day a little sweeter

Presented to

_____

We are thankful because

_____

_____

_____

From _____

Date _____

Signed

_____



PREVIEW

My name _____

Our Lunch Hero
Makes Our Lunch



Color me!

Finish each sentence about lunch.

Dear _____

At lunch, you make _____

_____

I like it when you _____

_____

Thank you for _____

_____

Word bank: tasty | kind | fast | fun | warm | yummy

From _____

PREVIEW

My name _____

Our Lunch Hero
Is Kind to Me



Color me!

Say thank you for being kind to you.

Dear _____

I like when you _____

From _____

PREVIEW

My name _____

Our Lunch Hero Works So Hard



Color me!

Write your own note about a hard worker.

Dear _____

From _____

PREVIEW

My name _____

Our Menu
of Thanks



Write what you thank our lunch heroes for.

Starter:

Main dish:

Dessert:

From _____

PREVIEW

YOU ARE SLICE-IAL!



Color the picture and the letters. Then sign your name.

From

Date

WE LOVE OUR LUNCH!



PREVIEW

Color the picture and the letters. Then sign your name.

From

Date

Thank-You Phrase Bank

Pick a starter, copy it onto a note or a card, and finish it in your own words. 24 starters in 4 groups.

Kid starters

- ☐ Thank you for ____ my lunch.
- ☐ My favorite lunch is ____.
- ☐ You make lunch ____.
- ☐ I like it when you ____.
- ☐ You are kind because ____.
- ☐ I am glad you work at our school because ____.

Thank you for

- ☐ making our food.
- ☐ saying hi to me every day.
- ☐ remembering my name.
- ☐ helping when I spill.
- ☐ smiling at me.
- ☐ working hard before we get here.

Grown-up note starters

- ☐ Thank you for the way you ____.
- ☐ Our students are grateful for ____.
- ☐ You made a difference when ____.
- ☐ We could not have ____ without you.
- ☐ One thing we noticed this year is ____.
- ☐ It means a lot that you ____.

To say out loud

- ☐ Thank you for feeding our school.
- ☐ We appreciate you.
- ☐ Your work matters to us.
- ☐ Thank you for the care in every meal.
- ☐ You make lunch a good part of our day.
- ☐ We are lucky to have you.

My own starters

_____

_____

_____

_____

_____

PREVIEW

Banner Letters, Page 1 of 3: A to I

Cut on the dashed lines and tape the letters in order. Print twice for double letters.



PREVIEW

Banner Letters, Page 3 of 3: S to Z

Cut on the dashed lines and tape the letters in order. Print twice for double letters.

S

T

U

V

W

X

Y

Z



PREVIEW

A Note Home to Families

The letter you would otherwise write from scratch. Type your own words on the lines.

Date _____ Teacher _____

Dear families,

This week our class is thanking the people who make and serve our lunch. Here is what we are doing:

You can help by asking your child:

Our plan

Our class will write notes on _____

If you would like to send something, please send it by _____

Our school's rule about gifts or treats _____

A thank-you from your family (optional)

Thank you,

Name _____

PREVIEW

A Finished Note and Tracker

Room 8 is an invented room and every name here is invented. Nothing describes a real child or a real person.

A finished note: colored in and written by hand



Our Lunch Hero Is Kind to Me

Dear Ms. Lopez,

I like when you smile at me.

You help me when I spill.

Thank you for being kind to me.

From Ava

The tracker, filled in

Name	Card	Certificate	Tag or note
Ms. Lopez	Yes	Yes	Yes
Mr. Green	Yes	Yes	–
Ms. Bell	Yes	–	Yes
Mr. Adams	Yes	Yes	Yes
Ms. Diaz	–	–	Yes
Mr. Shah	Yes	Yes	–

Totals: 6 people. Cards given: 5. Certificates given: 4. Tags or notes: 4. Got all three: 2. Still owed at least one: 4.

Check: 2 + 4 = 6 people.

PREVIEW