SHILOH

NOVEL STUDY

- Comprehension Questions
- Vocabulary
- Themes + Key

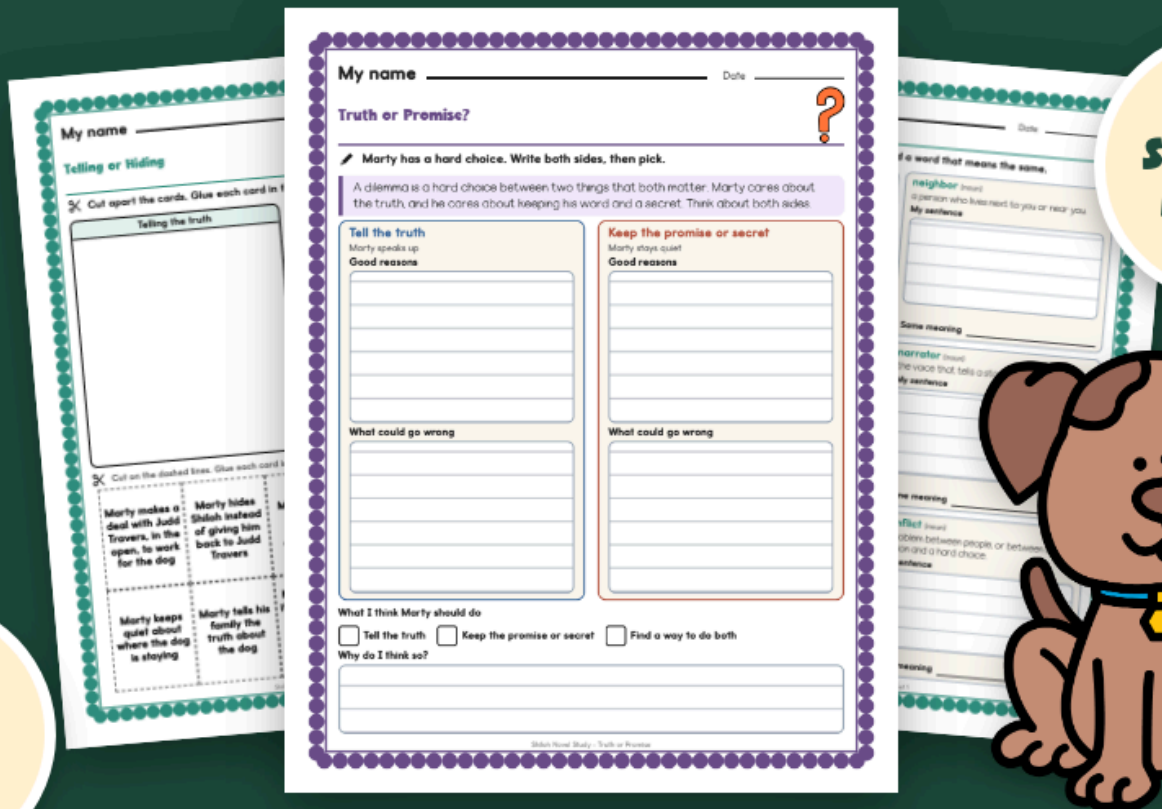

32 STUDENT PAGES

GRADES 4-6

Bright Path Sped

Terms of Use

Please read before you print your first page.

One classroom license

- This file is for one classroom: one teacher, one group of students.
- Please do not share it, post it online, or sell it.
- Extra licenses for a team or a school are available on the product page.

This is a fillable PDF

- Open it in a PDF reader (Adobe Acrobat Reader, Preview, or your browser), click into a line or a box, type, and Save As.
- The name line, every ruled box and every table cell are type-in fields. You can also print any page and write by hand.
- It works offline. No account, no subscription, no internet connection needed after you download it.

Print at 100 percent

Turn off fit to page and shrink to fit so the ruled lines stay 0.34 inch apart. Every student page is black and white inside a colored border, so it prints well on any printer.

About the book

You need your own copy of Shiloh. All questions, words and pages here are original and contain no text from the book. This resource is not affiliated with or endorsed by Phyllis Reynolds Naylor, the publisher, or the owners of the book Shiloh.

Student work

A filled-in page carries a real student's name. Keep it in your records folder, and use a first name only on any page that leaves your hands.

Need help?

If a field will not behave or a page will not print right, use Ask a Question on the product page before leaving a review. A fix to the file ships as a free update: re-download from My Purchases.

Credits and fonts

Fonts are by KA Fonts (Kaitlynn Albani), used under her commercial license. Clip art is licensed from Whimsy Clips and Educlips. The credits page at the back of this file lists every source. Please keep it with the file if you pass it to a substitute.

© Bright Path Sped. For single-classroom use by the original purchaser.

PREVIEW

How to Run the Novel Study

One plan for the whole book in 8 parts, a question page for each, and pages on the character, the conflict, and telling the truth versus keeping a promise.

A plan for the whole book

Read	Part	My chapters	Page	Talk about it
Part 1	Meeting the Dog		6	What would you do if a dog followed you home?
Part 2	Whose Dog?		7	Who gets to decide what happens to an animal?
Part 3	A Secret		8	When is a secret kind, and when is it risky?
Part 4	Not the Whole Truth		9	What is the difference between a lie and keeping something private?
Part 5	Facing the Owner		10	How can you speak up politely to someone who does not agree with you?
Part 6	Earning It		11	Is working for something worth more than being given it?
Part 7	A Hard Choice		12	How do you choose between two things that both matter?
Part 8	Looking Back		13	How can a hard choice change a person?

The routine

- **Read a part** aloud, in small groups, or on their own. Split your copy into 8 parts of about the same length and write your chapters in the table. The part names are ours, not the book's chapter titles, so the key says what to look for.
- **Students answer** that part's question page (pages 6 to 13). Each page has a recall, a think and a your-view question, and says it is okay to pass.
- **Keep the organizers going**: the plot path (page 14), character map (page 15), conflict chart (page 16), cause and effect (page 20) and how Marty changes (page 21).
- **Talk about truth and promises** with the two dilemma pages (pages 17 and 18), the telling-or-hiding cut-and-sort (page 19) and the guide (page 37).
- **Teach the vocabulary** with the four word pages (pages 24 to 27) and the match (page 28).
- **Finish** with the final review (page 31), the essay (pages 32 to 34) and the final project (page 35).

Before you teach it

- Read the book yourself first. One character treats his dogs badly, and some students love animals or have a pet at home. Questions are for talking, and any student may pass.
- Use the names and the order of events your own copy uses: this file has no book text in it.

Spoilers and your answer key

The answer key (pages 38 to 42) gives away how the story goes. Keep it from students until the book is finished. Most questions ask for an opinion or a detail from the student's own copy, so the key says Varies and tells you what to look for.

PREVIEW

My name _____ Date _____



Before You Read

Think about Shiloh. Then write your ideas.

It is okay to pass on a question.

1. Look at the title, Shiloh. What do you think this book is about?

2. Have you ever cared about an animal? What did you do to help it?

3. Have you ever kept a promise that was hard to keep? What happened?

4. Agree or disagree: telling the truth is always the right thing to do.

☐ I agree ☐ I disagree

Why do I think so?

5. What do you want to find out as you read?

PREVIEW

Preview - Bright Ideas Shop

My name _____ Date _____



Part 3: A Secret

Read this part of Shiloh. Then answer each question.

Questions about Shiloh, Part 3. It is okay to pass on a question.

1. Recall: What does Marty decide to do about the dog? Where does the dog stay?

2. Think: Why does Marty keep this secret? What might go wrong?

3. Your view: Is it ever okay to keep a secret to protect someone? Where is the line?

Starters: The book says ____. This shows ____. I think ____ because ____.

PREVIEW

Preview - Bright Path Sped

My name _____ Date _____



Part 5: Facing the Owner

Read this part of Shiloh. Then answer each question.

Questions about Shiloh, Part 5. It is okay to pass on a question.

1. Recall: Marty and the owner, Judd Travers, talk about the dog. What does each of them want?

2. Think: How does Marty act when he talks to Judd Travers? What does that show about him?

3. Your view: What would you say to Judd if you were Marty? What would you say to Marty if you were Judd?

Starters: The book says ____. This shows ____. I think ____ because ____.

PREVIEW

My name _____ Date _____



Part 8: Looking Back

Read this part of Shiloh. Then answer each question.

Questions about Shiloh, Part 8. It is okay to pass on a question.

1. Recall: How does the story end for Marty and Shiloh? Tell it in two sentences.

2. Think: How is Marty different at the end? Use one early detail and one late detail.

3. Your view: What did Marty's choices teach him? What did they teach you?

Starters: The book says ____. This shows ____. I think ____ because ____.

PREVIEW

Preview - Bright Path Shed

My name _____ Date _____

Character Map

Fill in a map for Marty and a map for another person.

Marty Preston

Three words that describe

What this character wants

What gets in the way

A strength

A hard moment

A moment that shows who this character is

Another person: name _____

Three words that describe

What this character wants

What gets in the way

A strength

A hard moment

A moment that shows who this character is

One way these two people are alike, and one way they are different

PREVIEW

My name _____ Date _____

Your Own Dilemmas



Read each problem. Check a choice and tell why.

These problems are invented. They are not from the book. Talk with a partner before you write.

A. The saved seat

You promised to save a seat for your friend at lunch. Then a new student asks to sit there, and looks lonely.

☐ **I tell the truth** ☐ **I keep the promise** ☐ **I do both**

My reason

B. The broken marker

Your friend breaks a marker and asks you not to tell. Later the teacher asks the whole class who did it.

☐ **I tell the truth** ☐ **I keep the promise** ☐ **I do both**

My reason

C. The surprise

You promised to keep a surprise gift a secret. Your sister asks you straight out if you are hiding something.

☐ **I tell the truth** ☐ **I keep the promise** ☐ **I do both**

My reason

PREVIEW

Preview - Bright Path Shed

My name _____ Date _____

Cause and Effect

Write what happened. Then write what happened because of it.

A cause is why something happens. An effect is what happens because of it. Write five cause-and-effect pairs from different parts of the book.

Part	What happened (the cause)	What happened because of it (the effect)

Starters: Because ____, ____ happened. ____ happened, so ____.

Which effect surprised me most? What caused it?

PREVIEW

My name _____ Date _____



Write a Letter

Write a letter to Marty.

From (me) _____ To Marty _____

Dear

My letter: tell what you notice about him and how you feel

What I want him to know, and why

Signed _____

PREVIEW

Preview - Bright Path Shed

My name _____ Date _____

Words: Honesty and Promises

Read each word. Write a sentence. Add a word that means the same.

truth (noun)
what is real and honest.
My sentence

Same meaning _____

secret (noun)
something kept hidden from others.
My sentence

Same meaning _____

promise (noun)
a statement that you will really do something.
My sentence

Same meaning _____

confess (verb)
to tell the truth about something you did wrong.
My sentence

Same meaning _____

guilty (adjective)
feeling bad because you did something wrong.
My sentence

Same meaning _____

honest (adjective)
telling the truth and not cheating.
My sentence

Same meaning _____

PREVIEW

Preview - Bright Ever After

My name _____ Date _____

Match the Meaning

Write the letter of each meaning.

1	**rural**	☐	**A**	staying true to a friend or a promise
2	**conflict**	☐	**B**	a statement that you will really do something
3	**secret**	☐	**C**	to get something by working for it
4	**promise**	☐	**D**	in the country, far from big cities
5	**confess**	☐	**E**	wanting to keep someone safe
6	**protective**	☐	**F**	to have earned or to be owed something
7	**stubborn**	☐	**G**	something kept hidden from others
8	**loyal**	☐	**H**	causing pain and not caring
9	**bargain**	☐	**I**	to tell the truth about something you did wrong
10	**deserve**	☐	**J**	an agreement where each side gives or does something
11	**earn**	☐	**K**	a problem between people, or between a person and a hard choice
12	**cruel**	☐	**L**	not willing to change your mind

PREVIEW

My name _____ Date _____



Prove It With the Text

Make a claim. Back it up with evidence.

The question I am answering

My claim: my answer

Evidence 1. Part _____

The book says (a short phrase)

This shows

Evidence 2. Part _____

The book says (a short phrase)

This shows

My reasoning: how the evidence proves my claim

Starters: The book says ____. This shows ____. I think ____ because ____.

PREVIEW

Preview - Bright Path Sped

My name _____ Date _____

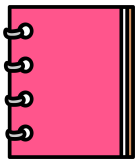

My Essay: Plan

Plan each part of your essay.

Opening and claim
Start with a hook. State your claim.

Reason 1
Evidence and part

Reason 2
Evidence and part

Reason 3
Evidence and part

Closing
Say why it matters.

PREVIEW

My check before I write

- [ ] My claim is clear
- [ ] Each reason has evidence
- [ ] I named the parts
- [ ] I used a vocabulary word

Preview - Bright Path Sped

My name _____ Date _____



Final Project

Check one project. Plan it, then make it.

☐ **Project A**

Make a word poster

Write the name Marty in big letters. Add five words that describe him and one proof from the book for each.

☐ **Project B**

Write a note to Marty

Write a short note telling Marty what you think of his choices. Use at least two vocabulary words.

☐ **Project C**

Make a book review

Give the book a rating from 1 to 5. Give three reasons and tell who you think should read it.

My project: write here

My plan: what I need and what I will do first

My checklist

☐ I used the book to check my facts ☐ I used a vocabulary word ☐ I checked my spelling

PREVIEW

Answer Key

Spoiler warning: this key gives away how the story goes. A sample answer is one acceptable answer, not the only one; where a question asks for an opinion or a detail from the student's copy, it says Varies and tells you what to look for. The eight parts are a suggested split; write your own chapters on the how-to page.

Part 1: Meeting the Dog (page 6)

1. **Recall: The narrator.** Marty Preston tells it in his own voice (first person). The story is set in West Virginia. Accept hills, country or a small town if the student's copy says so.

2. **Think: Marty and the dog.** Varies. The phrase is short and copied exactly, and the explanation links it to a feeling such as care, joy or worry.

3. **Your view: A dog that follows you.** Varies. Look for a plan with a reason, such as finding the owner or asking an adult.

Part 2: Whose Dog? (page 7)

1. **Recall: The owner.** The beagle, Shiloh, belongs to a neighbor, Judd Travers. How Marty finds out varies for the details in the student's copy.

2. **Think: How the dog is treated.** Varies. Look for Marty's worry that the dog is not treated well, with a detail from the student's copy.

3. **Your view: Who decides?.** Varies. Look for a view with a reason. Both sides can be argued with respect.

Part 3: A Secret (page 8)

1. **Recall: What Marty decides.** Marty decides to hide the dog and keep him a secret. Where the dog stays varies for the student's copy; accept an accurate detail.

2. **Think: Why a secret?.** Varies. Look for a reason tied to Marty's care for the dog and a risk the student can name.

3. **Your view: Secrets that protect.** Varies. Look for a clear line with a reason. Any student may pass.

Part 4: Not the Whole Truth (page 9)

1. **Recall: A hidden truth.** Varies. Accept any accurate moment from the student's copy, with who and what.

2. **Think: How he feels.** Varies. Look for a feeling tied to a detail, such as worry or guilt.

3. **Your view: Lie or private?.** Varies. The example should be an invented everyday one. Look for a clear difference, such as trying to make someone believe something that is not true.

My notes on parts 1 to 4 (your wording)

PREVIEW

Answer Key

The final review and the cut-and-sort.

Final Review (page 31)

1. **Recall: The whole story.** Varies. Look for three accurate sentences in order: Marty finds a beagle named Shiloh who belongs to a neighbor, Judd Travers; Marty hides the dog and keeps a secret; Marty works for Judd to earn the dog and ends up able to keep him.
2. **Recall: Who is who.** Varies. Judd Travers is the neighbor who owns the beagle. Accept two more from the student's copy, such as people in Marty's family.
3. **Think: A choice that mattered.** Varies. A choice plus a different outcome.
4. **Think: Honest or not?.** Varies. Two details named by part, and a balanced view of a person who is not all one thing.
5. **Prove it: A word for Marty.** Varies. Two details named by part.
6. **Your view: Truth or promise.** Varies. Opinion with a reason and a detail from the book.

Telling or Hiding (page 19)

Telling the truth: Marty makes a deal with Judd Travers, in the open, to work for the dog; Marty works for Judd Travers to earn Shiloh; Marty says what he thinks when he sees a dog treated badly; Marty tells his family the truth about the dog; Marty is honest with Judd Travers about wanting to keep Shiloh.

Hiding the truth: Marty hides Shiloh instead of giving him back to Judd Travers; Marty keeps Shiloh a secret; Marty keeps quiet about where the dog is staying; Marty acts as if everything is normal at home while Shiloh is hidden; Marty leaves out the part about Shiloh when people ask.

My notes on the final review and the sort (your wording)

PREVIEW

Essay Rubric

For the essay on pages 32 to 34. Five criteria, three descriptions each; add your own notes.

Student _____ Prompt (A, B or C) _____ Date _____

Criterion	Strong	Getting there	Not yet	My notes
Opinion	A clear opinion that answers the prompt	An opinion, but it is vague or partly off the prompt	No clear opinion	
Evidence	Three or more details from the book, named by part	One or two details, or details with no part named	No details from the book	
Explaining	Each detail is explained and tied back to the opinion	Some explaining; some details stand alone	Details are listed but not explained	
Organization	Opening, three reasons, closing; clear order	Most parts are there; order is hard to follow	Parts are missing or mixed up	
Language	Vocabulary words used correctly; few spelling errors	A vocabulary word or two; some errors	No vocabulary words; errors get in the way	

How to use it

Circle or highlight one box in each row. There is no total: your notes and the student's next step matter more. The student's checklist is on page 33.

PREVIEW

Shiloh at Home

Dear family, our class is reading Shiloh, a novel about a boy, a dog and a hard choice between telling the truth and keeping a promise. Questions are for talking, not for a grade, and any student may pass.

Student _____ Part we are reading _____

Three things to talk about

- Ask your student: what is the story about so far, in three sentences?
- Ask: what does Marty want, and what gets in his way?
- Ask: when is it right to keep a promise, and when is it right to tell the truth? Share an example from your family, only if you want to.

My words from home

One thing I learned _____

One feeling I noticed _____

A question I have _____

Words that may come up

Promise: a statement that you will really do something. **Secret:** something kept hidden from others. **Honest:** telling the truth. **Loyal:** staying true to a friend or a promise.

Note from the teacher

Note from home

PREVIEW