SPRING
SCAVENGER HUNT

Riddle Clue Cards
and Recording Sheet



12 CLUES

K-2









Bright Path Sped

Spring Scavenger Hunt: Start Here



What's inside

- **12 riddle clue cards** about spring, two to a page, each with a picture of the answer and a three-line riddle. The color set is pages 4-9; the ink-saver set (black and white, same 12 clues) is pages 10-15. Print one set per team.
- **Where to hide each card** (page 3): the 12 places, which card hides where, and the answer to every riddle.
- **A start card and a finish card** (page 16), **2 blank clue cards** (page 17) and **12 picture signs** (pages 18-19) that mark the places.
- **Recording sheets** (pages 20-23): tick Found it, then trace the thing, draw it, or write it. The draw sheet has two pages.
- **Match the riddle** (pages 24-26): 12 riddles to cut and glue, 18 pieces in all.
- A **draw your own clue** page (27), a **my spring walk** page (28), a **certificate** (29), a **filled example** by an invented student (30), a **family page** (31) and credits (32).

How the hunt works

It is a trail. Hand the children the start card and clue 1. Each clue is a riddle about a spring thing and ends with a position word, such as "Look next to me." The next clue is hiding there. Clue 12 leads to the finish card.

Set it up (about 15 minutes)

- **1. Print and cut.** Print one set of clue cards. Each page holds two cards; cut the page in half along the dashed line. Cut the picture signs apart too.
- **2. Put up the signs.** Tape each picture sign where you want the hunt to go: a wall, a shelf, a door, the fence or a real boot or kite if you have one. The riddle's answer is the picture on the sign.
- **3. Hide the cards.** Use the table on page 3. Card 2 goes by the sign for clue 1's answer, card 3 by the sign for clue 2's answer, and so on. Put each card at the spot the position word names, where a child can see and reach it. The finish card goes by the last sign.
- **4. Hunt.** Give a child or a pair a recording sheet, the start card and clue 1. They read or listen to the riddle, say the answer, walk to the sign, and tick **Found it** when they find the next card.

Position words

next to, in front of, beside, near, behind, above, below, on top of.

Your room or yard is different?

Hunt indoors or out. Swap any place: write your own in the last column of page 3, then use a blank card (page 17) and write a new riddle. Keep the same card order so the recording sheets still work.

Three recording sheets, three levels (the small shape before the instruction)

Circle: tick it and trace the thing (page 20). **Square**: tick it and draw the thing (pages 21-22). **Triangle**: tick it and write the thing from a word bank (page 23). Give each child the sheet that fits today.

You need pencils, crayons, scissors, glue sticks and tape. Nothing here is timed or scored.

PREVIEW

1 Clue 1

I keep your feet dry.
I splash in puddles.
Wear me when it rains.

LOOK NEXT TO ME.



→ Find clue 2 there.

2 Clue 2

I open up over you.
I keep the rain off.
I have a handle.

LOOK IN FRONT OF ME.



→ Find clue 3 there.

PREVIEW

5 Clue 5

I am big and bright.
I make the days warm.
Plants need my light.

LOOK BEHIND ME.



→ Find clue 6 there.

6 Clue 6

I am tiny.
Plant me in the soil.
I grow into a plant.

LOOK ABOVE ME.



→ Find clue 7 there.

PREVIEW

11 Clue 11

I hop. I swim.
I say ribbit.
I like wet places.

LOOK BESIDE ME.



→ Find clue 12 there.

12 Clue 12

I fly on a string.
I need the wind.
I go up, up, up.

LOOK IN FRONT OF ME.

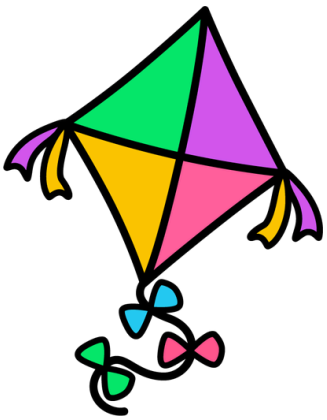

→ The finish card is there!

PREVIEW

3 Clue 3

I fall from the clouds.
I make the puddles.
Plants drink me.

LOOK BESIDE ME.



→ Find clue 4 there.

4 Clue 4

I show up after rain.
I have many colors.
I make an arch.

LOOK NEAR ME.



→ Find clue 5 there.

PREVIEW

7 Clue 7

I start as a bud.
I have petals.
I have a green stem.

LOOK BELOW ME.



→ Find clue 8 there.

8 Clue 8

I buzz from flower
to flower.
I make honey.

LOOK ON TOP OF ME.



→ Find clue 9 there.

PREVIEW

SPRING HUNT!

Clues are hiding.
Read clue 1.
Look where it says.
Find the next clue.



PREVIEW

HOORAY!

You are a spring finder!
You found all 12 clues!



Show your sheet to your teacher.



rain boots



umbrella



rain



rainbow



sun



seeds

PREVIEW

Preview · Bright Path Shed

My name _____

Tick it. Trace the thing.

Clue	Found it		Trace the thing
1	☐		rain boots
2	☐		umbrella
3	☐		rain
4	☐		rainbow
5	☐		sun
6	☐		seeds
7	☐		tulip
8	☐		bee
9	☐		butterfly
10	☐		nest
11	☐		frog
12	☐		kite

PREVIEW

Preview - Bright Path Shed

My name _____

Tick it. Draw the thing.

1

Found it



2

Found it



3

Found it



4

Found it



5

Found it



6

Found it



PREVIEW

Preview : Bright Path Sped

My name _____

Cut. Glue the thing that fits.

1
I keep your feet dry.
I splash in puddles.
Wear me when it rains.

2
I open up over you.
I keep the rain off.
I have a handle.

3
I fall from the clouds.
I make the puddles.
Plants drink me.

4
I show up after rain.
I have many colors.
I make an arch.

Two things are left over.


rainbow


kite


rain boots


frog


rain


umbrella

PREVIEW

Preview : Bright Path Sped

My name _____

Cut. Glue the thing that fits.

1
I have four wings.
I was a caterpillar.
I sip from flowers.

2
Birds build me.
I am made of twigs.
Eggs sit in me.

3
I hop. I swim.
I say ribbit.
I like wet places.

4
I fly on a string.
I need the wind.
I go up, up, up.

Two things are left over.


frog


sun


butterfly


kite


rain boots


nest

PREVIEW

My name _____

Tick what you saw. Draw your walk.

My spring walk. I looked for:



☐ sun



☐ flower



☐ bird



☐ bee



☐ butterfly

Draw what you saw outside.

I saw _____

_____

It was _____

_____

PREVIEW

EXAMPLE by Sam, an invented student (not a real child): 6 of 12 clues done so far.

My name Sam

Tick it. Write the thing.

rain boots	umbrella	rain	rainbow
sun	seeds	tulip	bee
butterfly	nest	frog	kite

Clue	Found it		Write the thing
1	☑		rain boots
2	☑		umbrella
3	☑		rain
4	☑		rainbow
5	☑		sun
6	☑		seeds
7	☐		
8	☐		
9	☐		
10	☐		
11	☐		
12	☐		

PREVIEW

A Spring Hunt at Home



Date: _____

Dear family of _____,

This week our class went on a spring scavenger hunt. Your child read and heard riddles about spring things such as rain boots, seeds and kites, said where to look, and found 12 clue cards. Position words such as next to, in front of, beside, near, behind, above, below and on top of were part of the clues.

Try it at home

Hide five small things in different places at home. Give your child a clue for each one, such as "I am soft. You sleep on me. Look under me." Let your child find each thing and say where it was. Then switch: let your child make up a clue for you.

Talk about it

- Which clue was the hardest? Which was the easiest?
- What is something in our house that would make a good riddle?

Write your child's riddle here, then send it back to school.

_____

_____

From _____ Questions? _____

PREVIEW