THANK YOU FIREFIGHTER

18 CARDS

PRINT & COLOR · CARDS · NOTES

9 NOTES

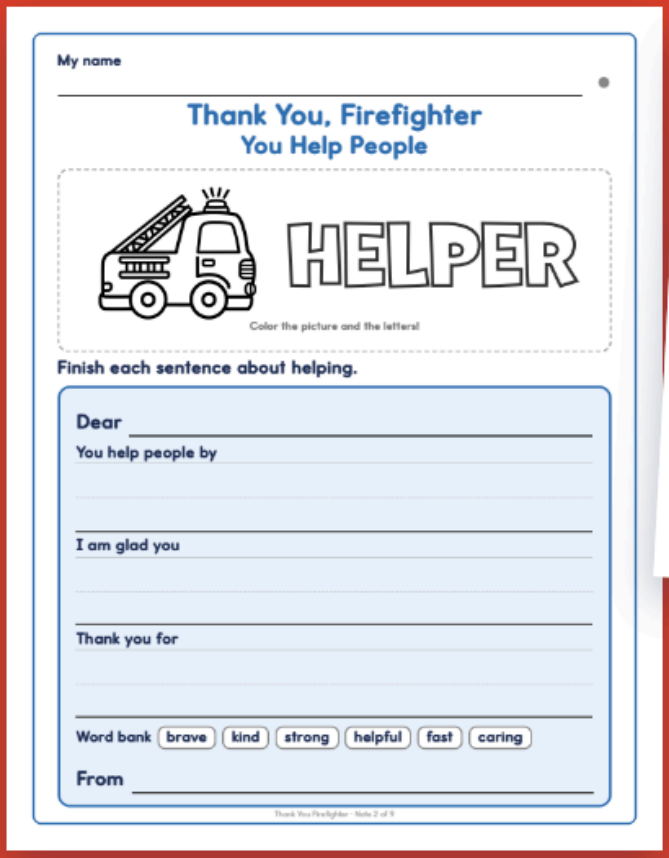
My name

Thank You, Firefighter
You Help People

HELPER

Color the picture and the letters!

Finish each sentence about helping.

Dear

You help people by

I am glad you

Thank you for

Word bank brave kind strong helpful fast caring

From







Terms of Use

Please read before you print your first sheet.

One teacher license

- This file is for one teacher and the students in that teacher's classroom.
- Please do not share it, post it online, or sell it.
- Extra licenses for a team or a school are available on the product page.

This is a fillable PDF

- Open it in a PDF reader (Adobe Acrobat Reader, Preview, or your browser), click into a line or a box, type, and Save As.
- Every name, message and from line is a type-in field. You can also print a sheet and write on it by hand.
- It works offline. No account, no subscription, no internet connection needed after you download it.

Print at 100 percent

Every sheet is US Letter, portrait. Turn off fit to page and shrink to fit so the cards and banner letters come out full size. Card stock or bright paper makes them feel special.

Names in a saved file

A name you type stays in the file when you save it. If you save a copy for a class, keep it where your school keeps student information, and follow your school's rules for what is saved and shared.

Need help?

If a field will not behave or a sheet will not print the way you expect, use Ask a Question on the product page before leaving a review. Every question is read, and a fix to the file ships as a free update: re-download it any time from My Purchases.

© Bright Path Sped. For single-classroom use by the original purchaser.

PREVIEW

Thank-You Planner

One line a day for what your class will do. Type it in, or print and write.

School _____ Fire station or crew _____ Week of _____

Day	What we will do	Who helps	Done?
Monday			
Tuesday			
Wednesday			
Thursday			
Friday			

Ideas to pick from

- Children write a note (pages 6 to 14) or color a poster (pages 15 to 19).
- Hang the banner letters where your firefighters will see them (pages 25 to 27).
- Give the cards, wraps and tags (pages 20 to 24) to your station or the whole crew.
- Staple the notes inside the class thank-you book cover (page 5).
- Present a certificate (pages 28 and 29) and send the note home (page 32).

Our own idea

_____

_____

PREVIEW

My name _____

Thank You, Firefighter
You Are Brave



BRAVE

Color the picture and the letters!

Finish each sentence about being brave.

Dear _____

You are brave when _____

_____

_____

I like it when you _____

_____

_____

Thank you for _____

_____

_____

Word bank brave | kind | strong | helpful | fast | caring

From _____

PREVIEW

My name _____

Thank You, Firefighter
You Help People



HELPER

Color the picture and the letters!

Finish each sentence about helping.

Dear _____

You help people by _____

_____

_____

I am glad you _____

_____

_____

Thank you for _____

_____

_____

Word bank brave | kind | strong | helpful | fast | caring

From _____

PREVIEW

My name _____

Thank You, Firefighter

Thank You for Helping



THANKS

Color the picture and the letters!

Say thank you for helping.

Dear _____

Thank you for _____

From _____

PREVIEW

My name _____

Thank You, Firefighter
You Come to Help



RESCUE

Color the picture and the letters!

Write your own thank-you note.

Dear _____

From _____

PREVIEW

My name _____

Thank You, Firefighter
Our Town Heroes



HEROES

Color the picture and the letters!

Write your own note to our heroes.

Dear _____

From _____

PREVIEW

YOU ARE BRAVE!

PREVIEW



Color the picture and the letters. Then sign your name.

From Date

WE LOVE OUR FIREFIGHTERS!

PREVIEW



Color the picture and the letters. Then sign your name.

From _____ Date _____

Thank-You Cards, Set 3: bold puns

Type a message or write by hand. Print, then cut on the dashed lines.

You are on fire!

We are fired up to say thanks!

You rescue the day!

Thanks for answering the call!

You are a blazing star!

Thank you, hero!

PREVIEW

Thank-You Tags

Write a name on the line. Print, cut on the dashed lines, punch the circle and tie on with string.

Thank you, hero!

Thanks for all you do

Grateful for you

You are a hero

With thanks

Thank you for being brave

Thank you, firefighter!

We appreciate you

PREVIEW

Banner Letters: Firefighters

Print, cut on the dashed lines, then tape the letters in order along a string or a wall.



PREVIEW



Our Town Hero Award

From Our Class to You

Presented to

_____

Because

_____

_____

_____

_____

From

_____

Date

_____

Signed

_____

HERO

PREVIEW

A Thank-You Letter from Our Class

Write one letter for the whole class. Type it in, or print and write.

Date _____ Our class _____

Dear firefighters,

Our class wants to say thank you. Here is what we want you to know:

Something we noticed about your work:

Something we would like to ask you

Thank you,

Teacher or class name

PREVIEW

A Note Home to Families

The letter you would otherwise write from scratch. Type your own words on the lines.

Date _____ Teacher _____

Dear families,

This week our class is saying thank you to the firefighters in our community. Here is what we are doing:

You can help by asking your child:

Our plan

Our class will write notes on _____

If you would like to send something, please send it by _____

Our school's rule about gifts or treats _____

A thank-you from your family (optional)

Thank you,

Name _____

PREVIEW

Thank-You Phrase Bank

Pick a starter, copy it onto a note, and finish it in your own words. 24 starters in 4 groups.

Kid starters

- ☐ Thank you for helping me when ____.
- ☐ I like it when you ____.
- ☐ You are brave because ____.
- ☐ My favorite thing about you is ____.
- ☐ You help our town by ____.
- ☐ I am glad you are a firefighter because ____.

Thank you for

- ☐ coming when people need help.
- ☐ being brave.
- ☐ working as a team.
- ☐ being kind to us.
- ☐ helping our town.
- ☐ visiting our school.

Grown-up note starters

- ☐ Thank you for the way you ____.
- ☐ Our community is grateful for ____.
- ☐ You made a difference when ____.
- ☐ We could not have done ____ without you.
- ☐ One thing we noticed this year is ____.
- ☐ It means a lot that you ____.

To say out loud

- ☐ Thank you for everything you do.
- ☐ We appreciate you.
- ☐ Your work matters to us.
- ☐ Thank you for being here for us.
- ☐ You make our town better.
- ☐ We are lucky to have you.

My own starters

PREVIEW

A Finished Note and Tracker

Room 8 is an invented class and every name here is invented. Nothing describes a real child.

A finished note: colored in and written by hand

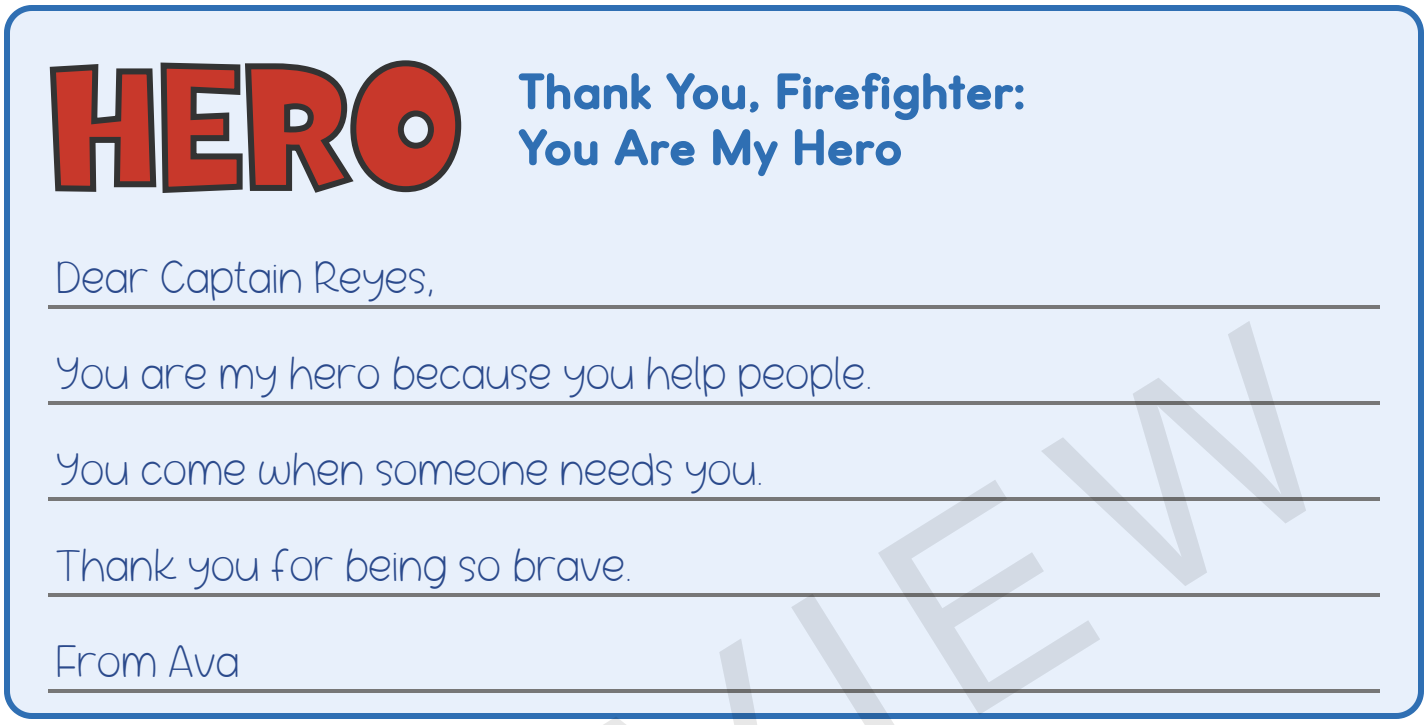

The tracker, filled in

Student	Note page	Written	Handed over
Ava	9	Yes	Yes
Ben	6	Yes	Yes
Chloe	12	Yes	–
Dev	7	Yes	Yes
Eli	10	–	–
Fatima	13	Yes	Yes
Gus	8	Yes	–
Hana	11	Yes	Yes

Totals: 8 students. Written: 7. Handed over: 5. Still to hand over: 2. Not yet written: 1.

Check: 5 + 2 = 7 written, and 7 + 1 = 8 students.

PREVIEW