Thanksgiving Ten Frames

COUNT · ADD · SUBTRACT

HARVEST

K–1ST

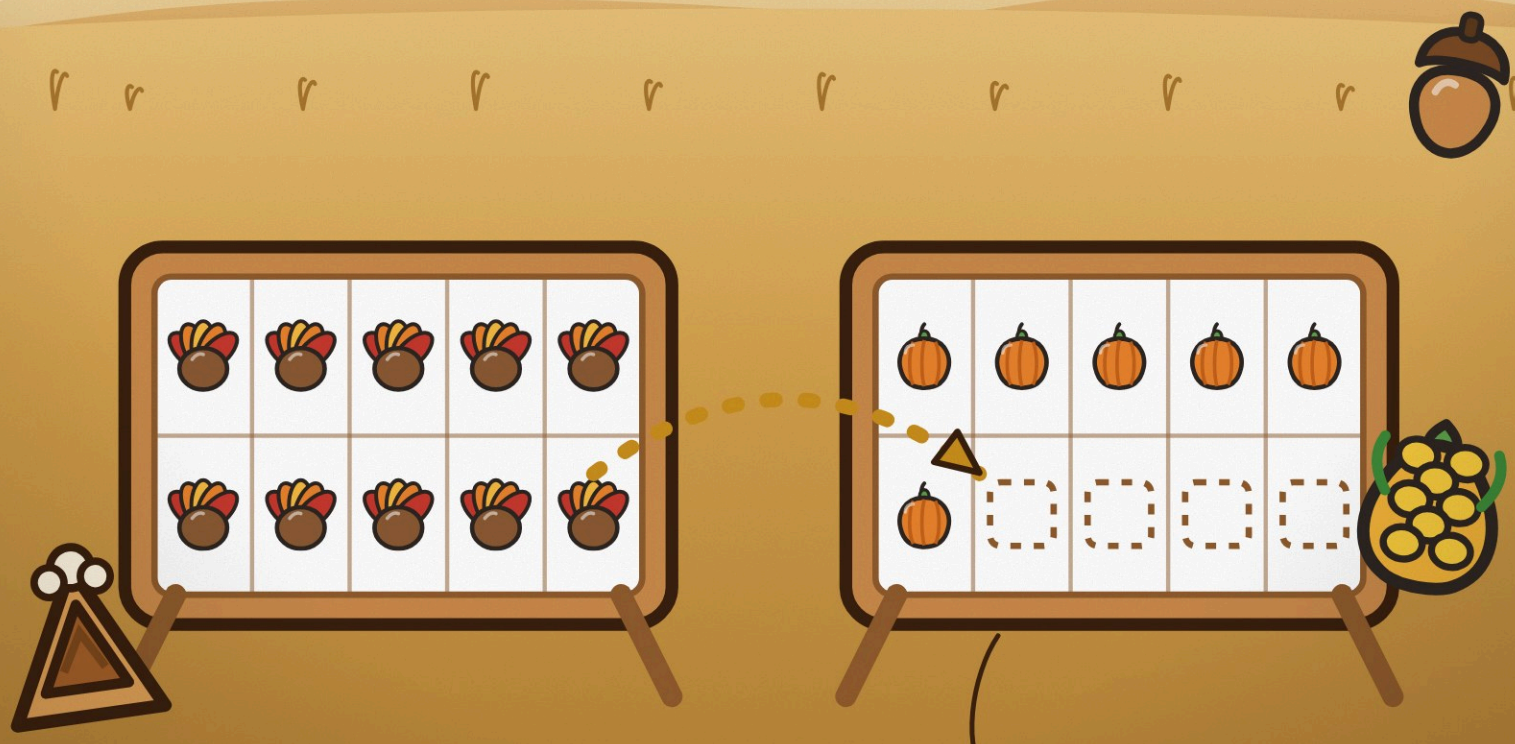

30 pages · 6 page types · 84 items

Kindergarten · 1st Grade · Special Ed

by Bright Path Sped

START HERE

QUICK START

One complete kit for the ten-frame, dressed for Thanksgiving: count it, fill it, add two frames, subtract by crossing out, find the missing number, and a mixed review — on pages with room to work, untimed.

THREE STEPS

1. **Look at a frame together**
   Page 4 (How It Works) shows the parts of a ten-frame and how a second one carries a number past 10. Read it aloud, then point to a filled frame and count it with the child, left to right, top row then bottom row.

2. **Hand over a page**
   Every student page opens with a name line and one short instruction, and every answer box is big. Nothing on it is written for you, so the child can start. The chart below says which page for which child; the dots at the top right are the only level code.

3. **Check it, record it, send it home**
   The answer keys are pages 20 and 21. Date each page on the tracker (page 22), roll a group up on page 23, and send the home page (25). A filled example is on page 26.

WHICH PAGE, WHEN

WHEN…	USE…
Meeting the ten-frame for the first time	Count and Write A, page 6
Needs to see a number past 10	Count and Write B, page 7 · Fill the Frame B, page 9
Ready to draw a number, not just count it	Fill the Frame, pages 8–9
Ready for addition past 10	Add Using Two Frames, pages 10–12
Ready for subtraction past 10	Subtract by Crossing Out, pages 13–14
Ready for a bare equation, no frame	Missing Number, pages 15–16 · Mixed Review, pages 17–19

Everything inside (30 pages)

- **14 student pages** in 6 page types: Count and Write, Fill the Frame, Add Using Two Frames, Subtract by Crossing Out, Missing Number and Mixed Review
- **84 items** across counting, addition and subtraction to 20, every one computed in code
- **1 number-line reference, 2 answer keys, 1 tracker, 1 class grid**
- **1 team note, 1 home page, 1 filled example, 1 phrase and strategy bank**
- **1 binder cover, 6 divider tabs** and a spine label

What makes it different

Every page uses the SAME ten-frame, so a child who is unsure on a bare equation can go back to the picture that taught it. Nothing is timed and nothing on a student page is scored. A number past 10 is always the same idea: one frame fills, the next one carries the rest.

HOW IT WORKS

HOW TO READ A PAGE

THE PARTS OF A PAGE

The answer box

A big box, at least 0.5 in tall, for a child's handwriting. Click one to type in it, or print and write.

The ten-frame

Ten cells, two rows of five. Filled cells hold a drawn picture; empty cells are blank or dashed, for drawing in.

Two frames, one number

The left frame always fills first (0–10). The right frame carries whatever is left (0–10), so any number to 20 is one picture.

A crossed-out picture

Marked, not erased — the picture is still there to recount. This is what "subtract" looks like on this page.

THE 6 PAGE TYPES

PAGE TYPE	WHAT IT LOOKS LIKE	WHAT THE CHILD DOES
Count and Write	a filled frame (or two)	Count what is filled in. Write how many. 1 or 2 dots.
Fill the Frame	a blank or dashed frame	A number is given. Draw that many. 2 or 3 dots.
Add Using Two Frames	two frames, one addend each	Count both. Write the whole plus sentence. 1 to 3 dots.
Subtract by Crossing Out	a filled frame pair, some crossed	Count what is left. Write the subtraction. 2 or 3 dots.
Missing Number	a bare plus or minus sentence	Write the missing number. 2 or 3 dots.
Mixed Review	bare equations, a frame review, a check	Solve, review, or check. 2 or 3 dots.

The dots at the top right

One dot: starting (the picture support is fullest). Two dots: building. Three dots: ready for more (no frame, or an extra step such as drawing the second addend or crossing out alone). Dots, not words, so children do not compare pages.

Room to work

Every answer box is at least 0.5 in tall and every page has a big name line at the top. If a child needs more room, hand over one page a day; the boxes stay this big.

Printing and the type-in fields

Every page prints clean in black and white. The name line and every answer box are type-in fields in any PDF reader: click one, type, then save. The pictures and frames are always printed. This is a fillable PDF, not a slideshow or a word-processor file.

Untimed on purpose

Nothing here has a timer or a score on the page. If your team wants a timed check for an IEP goal, that is a separate kind of page; this file is for teaching and practice. Write your own wording for what counts as done on the line on page 22.

SET A

COUNT AND WRITE

My name: _____ Date .....

Count the pictures on the ten-frame. Write how many.

1



How many? ☐

2



How many? ☐

3



How many? ☐

4



How many? ☐

5



How many? ☐

6



How many? ☐

SET A

FILL THE FRAME

My name: _____ Date .....

A number is shown. Draw pictures in the ten-frame to show that many.

1. Show the number **1**

2. Show the number **9**

3. Show the number **7**

4. Show the number **8**

5. Show the number **4**

6. Show the number **3**

SET B ADD USING TWO FRAMES

My name: _____ Date .....

Each frame shows one addend. Count both. Write how many in all.

1



+ = ☐

2



+ = ☐

3

+ = ☐

4



+ = ☐

5

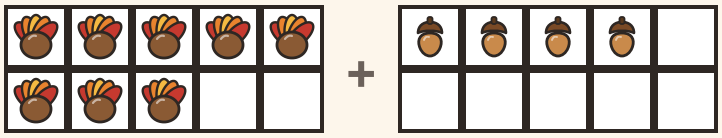

+ = ☐

6

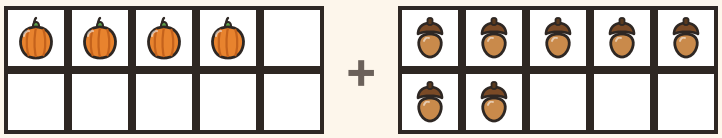

+ = ☐

SET A SUBTRACT BY CROSSING OUT

My name: _____ Date .....

Some pictures are already crossed out. Count what is left. Write the subtraction sentence.

1. **17 – 9 =** ☐

2. **11 – 3 =** ☐

3.  **17 – 8 =** ☐

4. **13 – 9 =** ☐

5.  **12 – 1 =** ☐

6. **14 – 7 =** ☐

SET A

MISSING NUMBER

My name: _____ Date .....

Write the missing number.

1. 2 + ☐ = 14
2. ☐ + 2 = 13
3. 1 + ☐ = 6
4. ☐ + 4 = 17
5. 5 + ☐ = 6
6. ☐ + 7 = 9

SET C MIXED REVIEW

My name: _____ Date .....

Is the equation right? Circle yes or no. Write the right answer.

		Is it right?	Right answer
1	6 + 9 = 15	yes no	
2	7 + 8 = 16	yes no	
3	9 + 5 = 15	yes no	
4	13 − 1 = 12	yes no	
5	12 − 1 = 12	yes no	
6	20 − 9 = 10	yes no	

EXAMPLE MARCUS'S TRACKER

Marcus T. is invented; nothing on this page describes a real student. The blank tracker is on page 22.

STUDENT	TEACHER	MONTH
Marcus T. (an invented student)	**Ms. Oyelaran (invented)**	**October**

PAGE	PAGE TYPE AND SET	ITEMS	RIGHT	DATE	NOTES
6	Count and Write A	6	6	10/1	–
7	Count and Write B	6	5	10/2	Started the second frame over at 1 once
8	Fill the Frame A	6	6	10/3	–
9	Fill the Frame B	5	–	–	–
10	Add Using Two Frames A	6	6	10/6	–
11	Add Using Two Frames B	6	5	10/8	Counted a filled cell twice on one item
12	Add Using Two Frames C	5	–	–	–
13	Subtract by Crossing Out A	6	5	10/10	Counted the crossed-out pictures instead of what was left
14	Subtract by Crossing Out B	5	–	–	–
15	Missing Number A	6	6	10/13	–
16	Missing Number B	5	–	–	–
17	Mixed Review A	10	–	–	–
18	Mixed Review B	6	–	–	–
19	Mixed Review C	6	–	–	–

How to read it

Marcus T. has done **7 of 14** scored pages and got **39 of 42** items right with no prompt. **4** pages were all right. Every number here comes from the table above.

The family note this tracker would produce

"This month Marcus finished 7 ten-frame pages and got 39 of 42 items right. Marcus started the second frame over at 1 on one item instead of continuing the count; a bit more practice with two frames together is next." — every fact in it is a row of the table above.

What the table points to

Every page with a note is one item short of full: Count and Write B, Add Using Two Frames B, Subtract by Crossing Out A. The three slips are different kinds, so there is no single next page; the note on each row says what to watch for on it. Pages left blank (7 of 14) are not tried yet, never wrong.

THANK YOU **BEFORE YOU GO**

THANK YOU FOR USING THIS RESOURCE

Everything here was built for the teacher who has a table of children who each need a different amount of support moving from a picture to a number. If this helped, leaving feedback on TPT helps other teachers find it.

Something missing or wrong?

Please use the **Ask a Question** tab on the product page first — every question is read, and a fix to the file is a free update you re-download from **My Purchases**.

WHAT'S NEXT FROM THIS STORE

The same ten-frame on one fixed skill, a task-box way to practice counting, and the number-line way to the same addition and subtraction skills.



Ten Frames Worksheets

The same ten-frame kit, year-round, with the store-neutral apple, star, fish, ball and cookie counters.



Thanksgiving Addition and Subtraction Worksheets Within 20

Same season, same pictures, the number-line way: hops, count-on, count-back.

Thanksgiving Fact Family Worksheets

Same season, a different shape: addition and subtraction fact-family triangles.



Number Bonds to 10 Worksheets

The same ten-frame, for the one fixed skill of bonds whose whole is 10.

Part of the K–2 Math Practice collection — new products in this collection are added regularly. Click **Follow** on the store page and TPT will email you when they go up.

Pictures: the counting pictures and ten-frame/twenty-frame grid are drawn by Bright Path Sped (no third-party art). Type: Andika, Fredoka and Patrick Hand, SIL Open Font License.

© Bright Path Sped. For single-classroom use by the original purchaser.