Bright Path Sped

THE LEMONADE WAR NOVEL STUDY

24 CHAPTER QUESTIONS + 18 VOCABULARY WORDS STAND MATH + 3 ESSAY PROMPTS

ANSWER KEY

25 STUDENT PAGES

My name _____ Date _____

Profit and Loss

Do the stand math. Write the money in and the profit.

This lemonade stand is invented. The numbers are made up for math practice. Money in = cups sold x price. Profit = money in - money out. Less than zero is a loss. 100 cents = 1 dollar.

Day	Cups sold	Price (cents)	Money in (cents)	Money out (cents)	Profit or loss (cents)
Monday	12	25		400	
Tuesday	20	25		150	
Wednesday	15	30		150	
Thursday	25	30		200	
Friday	30	30		200	
Saturday	10	30		100	
Total					

Which day had the most profit? How do you know?

Which day was a loss? Why do you think that happened?

Lemonade War Novel Study - Profit and Loss





Terms of Use

Please read before you print your first page.

One classroom license

- This file is for one classroom: one teacher, one group of students.
- Please do not share it, post it online, or sell it.
- Extra licenses for a team or a school are available on the product page.

This is a fillable PDF

- Open it in a PDF reader (Adobe Acrobat Reader, Preview, or your browser), click into a line or a box, type, and Save As.
- The name line, every ruled box and every table cell are type-in fields. You can also print any page and write by hand.
- It works offline. No account, no subscription, no internet connection needed after you download it.

Print at 100 percent

Turn off fit to page and shrink to fit so the ruled lines stay 0.34 inch apart. Every student page is black and white inside a colored border, so it prints well on any printer.

About the novel

You need your own copy of The Lemonade War. All questions, words and pages here are original and contain no text from the book. This resource is not affiliated with or endorsed by Jacqueline Davies, her publisher, or the owners of The Lemonade War.

Student work

A filled-in page carries a real student's name. Keep it in your records folder, and use a first name only on any page that leaves your hands.

Need help?

If a field will not behave or a page will not print right, use Ask a Question on the product page before leaving a review. A fix to the file ships as a free update: re-download from My Purchases.

Credits and fonts

Fonts are by KA Fonts (Kaitlynn Albani), used under her commercial license. Clip art is licensed from Whimsy Clips. The credits page at the back of this file lists every source. Please keep it with the file if you pass it to a substitute.

© Bright Path Sped. For single-classroom use by the original purchaser.

PREVIEW

How to Run the Novel Study

One plan for the whole book in 4 sections, a question page for each, and pages for the characters, the money and the fight. Chapter numbers differ by edition, so check the split below against your copy.

A plan for the whole book

Read	Part	Page	Talk about it
Chapters 1-5	Two Siblings	6	What do you think a lemonade war is?
Chapters 6-10	The Contest	7	What makes people want to win so badly?
Chapters 11-15	Things Get Heated	8	When does a contest stop being fun?
Chapters 16 to the end	Making It Right	9	What would you say to make things right?

The routine

- **Read a section** aloud, in small groups, or on their own. The questions are written for about five chapters at a time.
- **Students answer** that section's question page (pages 6 to 9). Each page has recall, think, prove-it and your-view questions.
- **Keep the character and money pages going** alongside: the character map (page 11), how they feel (page 13) and profit and loss (page 16).
- **Talk about the fight** with the sibling-conflict page (page 14), the cut-and-sort (page 15) and the guide (page 30).
- **Teach the vocabulary** with the three word pages (pages 20 to 22) and the match (page 23).
- **Finish** with the final review (page 26) and the essay (pages 27 to 29).

Ways to use it

- Whole class: read together, answer on paper, then talk.
- Literature circles: one group per character or per page.
- Independent or sub plans: a question page and a stand-math page need no prep.
- More support: use the starters and talk it through with a partner first.

Spoilers and your answer key

The answer key (pages 31 to 34) gives away the ending. Keep it away from students until the book is finished. Most questions ask for an opinion or a detail from the student's own copy, so the key says Varies and tells you what to look for.

Chapter breaks and dates in my edition (your wording)

PREVIEW

My name _____ Date _____



Before You Read

Think about the book. Then write your ideas.

1. Look at the title. What do you think a lemonade war is?

2. Have you ever had a contest with a brother, a sister or a friend? What was it about?

3. What do you need to run a lemonade stand?

4. Agree or disagree: winning is more important than getting along.

☐ I agree ☐ I disagree

Why do I think so?

5. What do you think will happen in this book?

PREVIEW

Preview - Bright Path Shed

My name _____ Date _____

Chapters 6-10: The Contest



Read the chapters. Then answer each question.

1. Recall: What contest do the two children start? Tell it in your own words.

2. Recall: Name one thing a character does to get customers.

3. Think: Why does each child want to win so badly? Give a reason for each.

4. Think: How are the two stands, or the two plans, different?

5. Prove it: Choose one plan from these chapters. Use a detail to show how it helped or hurt.

6. Your view: If you ran a lemonade stand, what would your first plan be? Why?

Starters: The book says ____. This shows ____. I think ____ because ____.

PREVIEW

Preview · Bright Path Sped

My name _____ Date _____



Chapters 16 to the end: Making It Right

Read the chapters. Then answer each question.

1. Recall: Retell how the story ends, in your own words.

2. Recall: What do the two children do about their fight?

3. Think: What does each child seem to learn? Give one idea for each.

4. Think: What is one thing a character could have done earlier to stop the fight sooner?

5. Prove it: Choose a character who changed. Show the change with one early detail and one late detail.

6. Your view: Was the ending fair to both children? Explain.

Starters: The book says ____. This shows ____. I think ____ because ____.

PREVIEW

Preview - Bright Path Shed

My name _____ Date _____



Character Map

Fill in a map for Evan and a map for Jessie.

Evan

Three words that describe

What this character wants

What gets in the way

A strength

A hard moment or a mistake

A moment that shows who this character is

Jessie

Three words that describe

What this character wants

What gets in the way

A strength

A hard moment or a mistake

A moment that shows who this character is

One way Evan and Jessie are alike

PREVIEW

Preview - Bright Path Sped

My name _____ Date _____

How They Feel



Write how Evan and Jessie feel in each part, and why.

Chapters	Evan feels	Because...	Jessie feels	Because...
1-5				
6-10				
11-15				
16 to the end				

PREVIEW

Who changed more by the end? Show how.

A word that shows how each one felt at the very end

Preview - Bright Path Sped

My name _____ Date _____



Fix the Fight

Cut apart the cards. Glue each card in the right box.

Helps a fight end	Makes a fight worse

PREVIEW

Cut on the dashed lines. Glue each card in a box.

Call the other person names	Listen to the whole story first	Keep score of every point	Say sorry and mean it	Take turns talking
Spread a rumor about them	Ask what would be fair	Hide their things to get back at them	Say I told you so	Say how you feel, calmly

Preview - Print Pages Only

My name _____ Date _____

Stand Math Problems



Solve each problem. Show your work.

These stands are invented. The numbers are made up. All the money is in cents.

1. A stand sells 14 cups at 25 cents each. How much money comes in?

Show your work

Answer (cents) _____

2. It cost 200 cents to make the lemonade. The stand took in 350 cents. What is the profit?

Show your work

Answer (cents) _____

3. Stand A sells 20 cups at 20 cents. Stand B sells 10 cups at 50 cents. Which stand takes in more money?

Show your work

Answer _____

4. A stand took in 480 cents and spent 520 cents. Is it a profit or a loss? How much?

Show your work

Answer (cents) _____

5. A stand wants to earn 1000 cents. It earns 250 cents a day. How many days will it take?

Show your work

Answer (days) _____

6. A stand sells 12 cups on Monday and twice as many on Tuesday. How many cups in all?

Show your work

Answer (cups) _____

PREVIEW

My name _____ Date _____



Make a Sign

Make a sign for a lemonade stand. Use words and a picture.

My sign (draw and write)

My slogan _____

Three reasons to buy my lemonade

My stand's name _____ My price (cents) _____

PREVIEW

Preview - Bright Path Shed

My name _____ Date _____



Words: Feelings and Fights

Read each word. Write a sentence. Add a word that means the same.

rival (noun)
a person you try to beat in a contest.
My sentence

Same meaning _____

jealous (adjective)
upset because someone has something you want.
My sentence

Same meaning _____

stubborn (adjective)
not willing to change your mind.
My sentence

Same meaning _____

furious (adjective)
very, very angry.
My sentence

Same meaning _____

apologize (verb)
to say you are sorry.
My sentence

Same meaning _____

forgive (verb)
to stop being angry at someone.
My sentence

Same meaning _____

PREVIEW

Preview - Bright Ezee Shop

My name _____ Date _____



Match the Meaning

Write the letter of each meaning.

1	**profit**		A	very, very angry
2	**loss**		B	a contest where people try to do better than each other
3	**customer**		C	a plan for reaching a goal
4	**competition**		D	the money left after you take away what you spent
5	**advertise**		E	a person you try to beat in a contest
6	**rival**		F	when each person gives up a little so both can agree
7	**jealous**		G	a person who buys something
8	**furious**		H	to work together
9	**apologize**		I	to tell people about something so they will want it
10	**compromise**		J	to say you are sorry
11	**strategy**		K	when you spend more money than you earn
12	**cooperate**		L	upset because someone has something you want

PREVIEW

My name _____ Date _____



Prove It With the Text

Make a claim. Back it up with evidence.

The question I am answering

My claim: my answer

Evidence 1. Chapter _____

The book says (a short phrase)

This shows

Evidence 2. Chapter _____

The book says (a short phrase)

This shows

My reasoning: how the evidence proves my claim

Starters: The book says ____. This shows ____. I think ____ because ____.

PREVIEW

Preview - Not for Sale

My name _____ Date _____

My Essay: Pick a Prompt

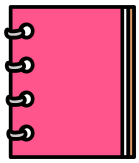

Check one prompt. Tell what you will write about.

☐ **Prompt A**

Was it worth it?

Evan and Jessie fight a war over lemonade. What did each one win and lose? Was it worth it? Give at least three reasons.

☐ **Prompt B**

Advice for Evan and Jessie

Write advice to one of the two children. What should the character do differently? Give at least three reasons with evidence from the book.

☐ **Prompt C**

Which plan was smartest?

Choose the smartest plan used in the contest. Explain why it works. Use evidence from at least three different chapters.

What I am writing about

Chapters I will use

1 _____ 2 _____ 3 _____

PREVIEW

Preview - Bright Path Shed

My name _____ Date _____

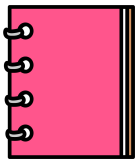

My Essay: Draft

Write your essay here.

Title of my essay _____

PREVIEW

Answer Key

Spoiler warning: this key gives away the ending. Where a question asks for an opinion or a detail from the student's copy, it says Varies and tells you what to look for. Chapter groups are a suggested split; check them against your edition.

Chapters 1-5: Two Siblings (page 6)

1. **Recall: The two main characters.** Evan and Jessie Treski, a brother and sister.
2. **Recall: What each is good at.** Varies. Look for Jessie with numbers and schoolwork and Evan with people and friends. Accept any strength the student can point to.
3. **Think: A grade change.** Jessie moves up a grade and joins Evan's class. Varies for the feeling: look for a feeling (upset, embarrassed, left out) with a reason.
4. **Think: Kind or unkind.** Varies. Look for an action, the chapter, and a trait it shows.
5. **Prove it: A phrase about a feeling.** Varies. The phrase is short and copied exactly, and the explanation connects it to a feeling.
6. **Your view: Rivals and friends.** Varies. Look for an opinion with a reason.

Chapters 6-10: The Contest (page 7)

1. **Recall: The contest.** Varies. Look for an accurate retelling: each child runs a lemonade stand to see who can earn more money.
2. **Recall: Getting customers.** Varies. Accept any accurate action, such as a sign, a price, a place, or a helper.
3. **Think: Wanting to win.** Varies. Look for reasons tied to feelings: pride, a hurt, or proving something.
4. **Think: Different plans.** Varies. Look for a contrast with a detail for each stand.
5. **Prove it: A plan that works.** Varies. A detail from the chapters, named by chapter.
6. **Your view: Your first plan.** Varies. A plan with a reason.

Chapters 11-15: Things Get Heated (page 8)

1. **Recall: Going too far.** Varies. Accept any accurate action from these chapters.
2. **Recall: Others pulled in.** Varies. Accept any accurate character and action.
3. **Think: How the fight changes things.** Varies. Look for a before and an after with an example.
4. **Think: Feeling sorry for someone.** Varies. Look for a character and a reason from the text.
5. **Prove it: A feeling that changed.** Varies. Two details, named by chapter.
6. **Your view: Is winning worth it.** Varies. Opinion with a reason.

How to read this key

- A plain answer is the fact asked for. Accept any accurate retelling.
- Varies means the answer is an opinion or comes from the student's copy. Look for a detail, a chapter, and a reason.
- Prove-it questions need a short phrase copied exactly.

PREVIEW

Answer Key

Stand math on invented numbers, and the cut-and-sort.

Profit and Loss (page 16)

Day	Money in (cents)	Profit or loss (cents)
Monday	300	-100 (a loss)
Tuesday	500	350
Wednesday	450	300
Thursday	750	550
Friday	900	700
Saturday	300	200
Total	**3200**	**2000**

Total cups: 112. Total money out: 1200. 3200 - 1200 = 2000, the same as adding the daily profits. Most profit: Friday. A loss: Monday, because the first day had the biggest costs.

Stand Math Problems (page 17)

1. 14 x 25 = 350. **Answer: 350 cents.**
2. 350 - 200 = 150. **Answer: 150 cents.**
3. A: 20 x 20 = 400. B: 10 x 50 = 500. B is more.. **Answer: Stand B.**
4. 520 - 480 = 40. It spent more than it took in.. **Answer: A loss of 40 cents.**
5. 250 + 250 + 250 + 250 = 1000. **Answer: 4 days.**
6. Tuesday: 12 x 2 = 24. Both days: 12 + 24 = 36. **Answer: 36 cups.**

Fix the Fight (page 15)

Helps a fight end: Listen to the whole story first, Say sorry and mean it, Take turns talking, Ask what would be fair, Say how you feel, calmly.

Makes a fight worse: Call the other person names, Keep score of every point, Spread a rumor about them, Hide their things to get back at them, Say I told you so.

Notes on the stand math and the sort (your wording)

PREVIEW

Essay Rubric

For the essay on pages 27 to 29. Five criteria, three descriptions each; add your own notes.

Student _____ Prompt (A, B or C) _____ Date _____

Criterion	Strong	Getting there	Not yet	My notes
Opinion	A clear opinion that answers the prompt	An opinion, but it is vague or partly off the prompt	No clear opinion	
Evidence	Three or more details from the book, named by chapter	One or two details, or details with no chapter	No details from the book	
Explaining	Each detail is explained and tied back to the opinion	Some explaining; some details stand alone	Details are listed but not explained	
Organization	Opening, three reasons, closing; clear order	Most parts are there; order is hard to follow	Parts are missing or mixed up	
Language	Vocabulary words used correctly; few spelling errors	A vocabulary word or two; some errors	No vocabulary words; errors get in the way	

How to use it

Circle or highlight one box in each row. There is no total: your notes and the student's next step matter more. The student's checklist is on page 28.

PREVIEW

The Lemonade War at Home

Dear family, our class is reading a novel about a brother and a sister and a contest between them. These questions are for talking, not for a grade. Short answers are fine.

Student _____

Chapters we are reading _____

Three things to talk about

- Ask your student: what is the story about so far, in three sentences?
- Ask: how do you think each child feels right now, and why?
- Ask: what is one word from this week's list? Use it in a sentence together.

My words from home

One thing I learned _____

One feeling I noticed _____

A new word I used _____

Words that may come up

Profit: money left after you take away what you spent. **Rival:** a person you try to beat. **Compromise:** each person gives up a little. **Fair:** treating people the same, in a way that is right.

Note from the teacher

Note from home

PREVIEW