

26 PAGES

THE LION AND THE MOUSE

Retell, Sequence and Moral

Bright Path Sped

Terms of Use

Please read before you print your first page.

One classroom license

- This file is for one classroom: one teacher, one group of students.
- Please do not share it, post it online, or sell it.
- Extra licenses for a team or a school are available on the product page.

This is a fillable PDF

- Open it in a PDF reader (Adobe Acrobat Reader, Preview, or your browser), click into a line or a box, type, and Save As.
- The name and date on every student page, the number boxes, the sentence lines, the tracker and every notes area are type-in fields. You can also print any page and write by hand.
- It works offline. No account, no subscription, no internet connection needed after you download it.

Print at 100 percent

Turn off fit to page and shrink to fit so the cut pieces stay a comfortable size for small hands.

Student work

A filled-in tracker carries a student's name. Keep it in the data folder, and use a first name only on any page that leaves your hands.

Need help?

If a field will not behave or a page will not print the way you expect, use Ask a Question on the product page before leaving a review. Every question is read, and a fix to the file ships as a free update: re-download it any time from My Purchases.

© Bright Path Sped. For single-classroom use by the original purchaser.

PREVIEW

Preview - Bright Path Sped

My name _____ Date _____

Look at the pictures. Tell the story.

1



A big lion takes a nap in the forest.

2



A tiny mouse runs by. The lion wakes up and grabs her.

3



"Let me go! I will help you one day." The lion lets the mouse go.

4



One day, the lion gets tied up with a rope. He cannot get free.

5



The mouse hears him roar. She chews the rope.

6



The lion is free! The lion and the mouse are friends.

PREVIEW

Teacher prep. Print, cut apart and laminate. Six story cards, with a sentence under each.



A big lion takes a nap in the forest.



A tiny mouse runs by. The lion wakes up and grabs her.



"Let me go! I will help you one day." The lion lets the mouse go.



One day, the lion gets tied up with a rope. He cannot get free.



The mouse hears him roar. She chews the rope.



The lion is free! The lion and the mouse are friends.

PREVIEW

Teacher prep. Print, cut apart and laminate. Six vocabulary cards: a picture, the word and what it means.



lion

A lion is a big cat that roars.



mouse

A mouse is a tiny animal.



forest

A forest has lots of trees.



rope

A rope is thick string. It can tie things up.



sun

The sun shines in the daytime.



heart

A kind heart wants to help.

PREVIEW

Preview - Bright Path Sped

My name _____ Date _____

Put the pictures in order. Write 1, 2, 3, 4, 5, 6.













PREVIEW

Preview : Bright Path Sped

My name _____ Date _____

Write a sentence for each picture.

1



First, _____

2



Next, _____

3



Then, _____

PREVIEW

Preview · Bright Path Sped

My name _____ Date _____

Draw. Write a sentence.

1

Who is in the story?

The story has ____ and ____.

2

Where does it happen?

It happens in ____.

3

What goes wrong?

The lion is ____.

4

How does it get fixed?

The mouse ____.

PREVIEW

Preview · Bright Path Sped

My name _____ Date _____

Read. Circle the best answer.

1. What does the story teach? Circle the lesson.

- ○ Lions are the loudest animals.
- ○ Even a small friend can be a big helper.
- ○ Always run away fast.

2. Who did it? Circle the picture.

Who let the other one go?


lion


mouse

Who chewed the rope?


lion


mouse

Who roared for help?


lion


mouse

PREVIEW

Preview - Bright Path Sped

My name _____ Date _____

Read the question. Circle the picture.

1. Who takes a nap?


lion ○


mouse ○


rope ○

2. What ties up the lion?


forest ○


rope ○


sun ○

3. Who chews the rope?


sun ○


lion ○


mouse ○

4. Where does the story happen?


rope ○


forest ○


heart ○

PREVIEW

Answer Key

The order of the pictures and the answers. Children's sentences and drawings will vary: accept any that say the same thing.

The story, in order



1. **First.** A big lion takes a nap in the forest.



2. **Next.** A tiny mouse runs by. The lion wakes up and grabs her.



3. **Then.** "Let me go! I will help you one day." The lion lets the mouse go.



4. **After that.** One day, the lion gets tied up with a rope. He cannot get free.



5. **Soon.** The mouse hears him roar. She chews the rope.



6. **Last.** The lion is free! The lion and the mouse are friends.

Page	As printed, left to right, top row first	What the child writes or glues
9	pictures 6 4 1 5 3 2	write 6 4 1 5 3 2 in the boxes
10	pieces 5 3 2 1 6 4	glue in the order 1 2 3 4 5 6

Page	The boxes	The pieces as printed
14	Character: lion and mouse (either order). Setting: forest. Problem: rope.	rope forest heart mouse lion sun. The sun and the heart have no box.

Page 18, questions

- Who takes a nap? **lion**
- What ties up the lion? **rope**
- Who chews the rope? **mouse**
- Where does the story happen? **forest**

Page 15, what happens next

- 1: after steps 1 and 2 comes step 3, picture 2 of 3
- 2: after steps 2 and 3 comes step 4, picture 1 of 3
- 3: after steps 3 and 4 comes step 5, picture 3 of 3
- 4: after steps 4 and 5 comes step 6, picture 2 of 3

Page 16, moral match

The lesson is the second one: Even a small friend can be a big helper. Who let the other one go: lion; Who chewed the rope: mouse; Who roared for help: lion.

Page 8, match the words: pictures run top to bottom on the left and words top to bottom on the right: picture 1 (lion) to word 5 (lion); picture 2 (mouse) to word 3 (mouse); picture 3 (forest) to word 6 (forest); picture 4 (rope) to word 1 (rope); picture 5 (sun) to word 4 (sun); picture 6 (heart) to word 2 (heart).

PREVIEW

Example: Tracker and Roll-Up

An invented student, Mia T. The blank tracker is on page 21.

Date	Numbered (of 6)	Glued (of 6)	Sentences (of 6)	Questions (of 4)	Notes
11/3	4 of 6	3 of 6	3 of 6	2 of 4	Told the story out loud first
11/10	5 of 6	5 of 6	4 of 6	3 of 4	–
11/17	6 of 6	5 of 6	5 of 6	3 of 4	Used First and Next
11/24	6 of 6	6 of 6	6 of 6	4 of 4	Added Last on her own

	Tries	Numbered	Glued	Sentences	Questions
Total	4	21 of 24	19 of 24	18 of 24	12 of 16
Share	–	87.5 percent	79.2 percent	75.0 percent	75.0 percent

How to read it

Mia T. is an invented student; nothing on this page describes a real child. Mia tried the pages **4** times, put **21 of 24** pictures in the right place when numbering, **19 of 24** when gluing, wrote **18 of 24** sentences and answered **12 of 16** questions right. All six pictures were in order on **2** tries. Every total is the sum of a column in the tracker above.

A sentence for the report

Over the month, the student tried The Lion and the Mouse pages 4 times, put 21 of 24 pictures in order and wrote 18 of 24 sentences.

Your student, totals

	Tries	Numbered	Glued	Sentences	Questions
Total					

Teacher notes for this tracker

PREVIEW

Notes and Talk Starters

17 starters in 5 groups. Each is an observation with a blank for the number: the count comes off the tracker or the page, never from memory.

Progress note starters

Put ____ of 6 pictures in order on the number page (date).

Glued ____ of 6 pieces in the right box; cut the grid alone / with help.

Wrote ____ of 6 sentences, using First / Next / Then / Last on ____.

Circled the right picture on ____ of 4 questions.

Needed a model / a spoken sentence / the story told first on ____ of ____ tries.

Family note starters

This week we read and retold The Lion and the Mouse and put the pictures in order.

At home, please look at the pictures on the family page and ask what happens first.

The family page is in the folder; please send it back on ____.

Next-step starters

Next try: the writing pages, because ____ (what you saw).

Try What Happens Next after a number page on ____ to see if ____ (what you will look at).

The thing to watch next: ____ (the first picture / the last picture / the word Then).

Talk-first questions, any page

What do you see in the first picture? Who is in it?

What happens next? How do you know?

What did the lion do that was kind? What did the mouse do?

Check-in starters

So far we have used the ____ pages ____ times; next up is ____.

The pattern I am seeing across tries: ____.

What would help most between now and our next check-in: ____.

PREVIEW