THE PIGEON HAS TO GO TO SCHOOL!

Book Companion | School Activities

CUT AND GLUE



CRAFT + SEQUENCING + FEELINGS · 26 PAGES

Bright Path Sped

The Pigeon Has to Go to School: Start Here







What's inside

- **The story in pictures** (page 3): our own short summary in 6 scenes. **School-day cards**: 6 cards (listen, raise your hand, say hello, read, make a friend, try it) in color to cut (page 4) and in black and white to color and cut (page 5), then a school-words fill-in (page 10)
- **Worried or excited sort**: 8 cards to cut (page 6) and sort into a worried column and an excited column on a mat (page 7). **Feelings**: how would I feel, circle a face (page 8), and help the pigeon, draw and write (page 9)
- **Story work**: a story map (page 11), 6 story pictures to cut (page 12) and glue in order on a mat at two levels, a faint twin to match (page 13) or numbered boxes (page 14), and a first, next, then, last retell (page 15)
- **Craft**: The Pigeon Goes to School. Cut 6 pieces, the school, the bus, the pigeon, the teacher and two kids (page 16), and glue them on a road-to-school mat (page 17)
- **Comprehension**: questions to circle (page 18) and to write (page 19)
- **School poster and writing**: a school poster in color (page 20) and to color (page 21), a "what I like about school" writing page (page 22) and a school-week page (page 23)
- An answer key with a class record (page 24), a family letter (page 25) and credits (page 26)

About the story

This is a companion for the picture book The Pigeon Has to Go to School, about a pigeon who is told it has to go to school and has a lot of questions about it. Read your own copy of the book aloud, then use these pages. The 6 pictures on page 3 are OUR OWN short summary, written to go with the picture book, with our own arrangement of pictures, at a general level only: the pigeon hears it has to go to school, it worries, it goes, it meets the teacher and the kids, and school turns out to be fun. Our pigeon, the teacher, the kids, the bus and the school are our own pictures. Our pigeon is a plump gray-and-lilac paper pigeon. Your copy of the book looks different. Nothing here copies the book.

How to use it

Read the book, then work through the pages in any order. Every sort, sequence and question has one right answer and the answers are on page 24. For the sort, cut the 8 cards on page 6 and glue each in the Worried or the Excited column on page 7. For the sequencing strip, cut the 6 pictures on page 12 and glue them on the mat that fits each child. For the craft, cut the 6 pieces on page 16 and glue them anywhere on the road-to-school scene on page 17. The poster can be hung up as it is or colored by each child. Glue works best on card stock. You need crayons, scissors and glue sticks. This resource names the book only to say what it goes with. How your class talks about worries and feelings is your own school's call; these pages are a conversation starter and nothing more.

Three levels (shapes by the name line)

- ● **Starting**: circle the answer (pages 18, 8), glue each picture on its faint twin (page 13), the worried-or-excited sort (pages 6-7), the school craft (pages 16-17). ■ **Building**: write the answers (page 19), numbered boxes (page 14), school words (page 10), help the pigeon (page 9), my school week (page 23). ▲ **Ready for more**: the story map (page 11), retell with first, next, then, last (page 15) and "what I like about school" (page 22).

A five-day plan

- **Day 1**: read the book, then our story and the school-day cards (pages 3-5). **Day 2**: the worried-or-excited sort and the school words (pages 6-7, 10). **Day 3**: how would I feel, help the pigeon (pages 8-9).
- **Day 4**: story map, order, retell, the school craft and questions (pages 11-19). **Day 5**: the poster, what I like about school and my school week (pages 20-23).

This resource is not affiliated with or endorsed by Mo Willems or the publisher of The Pigeon Has to Go to School.

PREVIEW

My name _____

Listen to the story. Look at the pictures.



A pigeon hears the news: it has to go to school!



The pigeon is worried about school.



Will the other kids like me? Will I like my teacher?



The pigeon packs a backpack and heads to school.



At school the pigeon meets the teacher.



School is fun! The pigeon has new friends.

Our own short summary, written to go with the picture book.

PREVIEW

Preview · Bright Path Sped

My name _____

Color the cards. Cut them out.



listen

Look at the teacher.



raise your hand

Wait. Then share an idea.



say hello

Wave. Smile. Say hi.



read

Look at the pictures and words.



make a friend

Ask, Do you want to play?



try it

Try something new.

Play: hold up a card. Say it. Show how.

PREVIEW

Preview : Bright Path Sped

My name _____

Glue each card in its column.



Worried



Excited

PREVIEW

Everyone has worries and good things about school.

My name _____

Help the pigeon. Draw. Write.



The pigeon wonders: Will I like my teacher?

Draw what could happen.

I would tell the pigeon



The pigeon wonders: Will the other kids like me?

Draw what could happen.

I would tell the pigeon



The pigeon wonders: Will I learn anything?

Draw what could happen.

I would tell the pigeon

PREVIEW

My name _____

Tell the parts of our story.

Who



Who is the story about? Draw. Write.

Where



Where does the pigeon go?

Problem



What is the pigeon worried about?

Ending



How does school turn out?

PREVIEW

Preview · Bright Path Shed

My name _____

Glue each picture on its twin. Start at 1.



1

2

3

4

5

6

PREVIEW

Look for the pale twin.

Preview · Bright Path Sped

My name _____

✂ Cut out the 6 pieces.













PREVIEW

Glue them on the road to school on page 17.

Preview · Bright Path Sped

My name _____

Listen. Circle the answer.

Who has to go to school?


a boy


a pigeon


a teacher

How does the pigeon feel at first?


worried


happy

How does the pigeon feel at the end?


worried


happy

Who helps us learn at school?


a pigeon


a bus


a teacher

PREVIEW

Preview : Bright Path Sped

My name _____

Look at the poster. Hang it up.

School Is Fun!

Learn. Try. Make friends.



Raise your hand.



Read a book.



Say hello.



Make a friend.

I am glad to be at school.

Signed

PREVIEW

My name _____

What do you like about school? Draw. Write.

friends reading recess art my teacher the bus

Draw it.

At school I like _____

I like it because _____



Draw it.

At school I like _____

I like it because _____



Draw it.

At school I like _____

I like it because _____



PREVIEW



Answer Key and Class Record



Class: _____ Week of: _____ Teacher: _____

Student	Story	Cards	Sort	Feelings	Order	Questions	Writing

Mark each activity done and write a word on how it went.

Worried or excited (pages 6-7). Worried column: What if I do not know anyone?; Will my teacher be nice?; What if I get lost?; What if the work is hard?. Excited column: I get to meet new friends!; I get to read new books!; I get to ride the bus!; I get to wave hello!. The order within a column does not matter.

School words (page 10), rows top to bottom: 1 teacher, 2 bus, 3 backpack, 4 book, 5 friend. **How would I feel (page 8), rows top to bottom:** 1 happy, 2 worried, 3 happy, 4 worried, 5 happy, 6 worried.

Story order (pages 13-14): 1 A pigeon hears the news: it has to go to school!, 2 The pigeon is worried about school., 3 Will the other kids like me? Will I like my teacher?, 4 The pigeon packs a backpack and heads to school., 5 At school the pigeon meets the teacher., 6 School is fun! The pigeon has new friends..

Questions (page 18): 1 a pigeon, 2 worried, 3 happy, 4 a teacher. **Write (page 19):** 1 a pigeon; 2 worried; 3 the teacher, the other kids, learning (any one); 4 the teacher and the kids; 5 it is fun; the pigeon has friends. Any full sentence with the right idea counts.

The Pigeon Goes to School (pages 16-17): any arrangement of the 6 pieces on the mat is right. Look for the pieces glued down and a child who can say where the pigeon is going.

Story map (page 11): who: a pigeon. Where: school. Problem: the pigeon is worried about going to school. Ending: school turns out to be fun.

Help the pigeon, retell, what I like, school week (pages 9, 15, 22, 23): answers vary. Look for a picture and words that fit, four parts in order, and a reason a child could really give. The poster pages (20-21) have no answers.

Next week we will: _____

PREVIEW