SPECIAL EDUCATION · MORNING WORK & ADAPTED BOOKS COLLECTION

FUNCTIONAL VOCABULARY

Trees & Plants Adapted Book

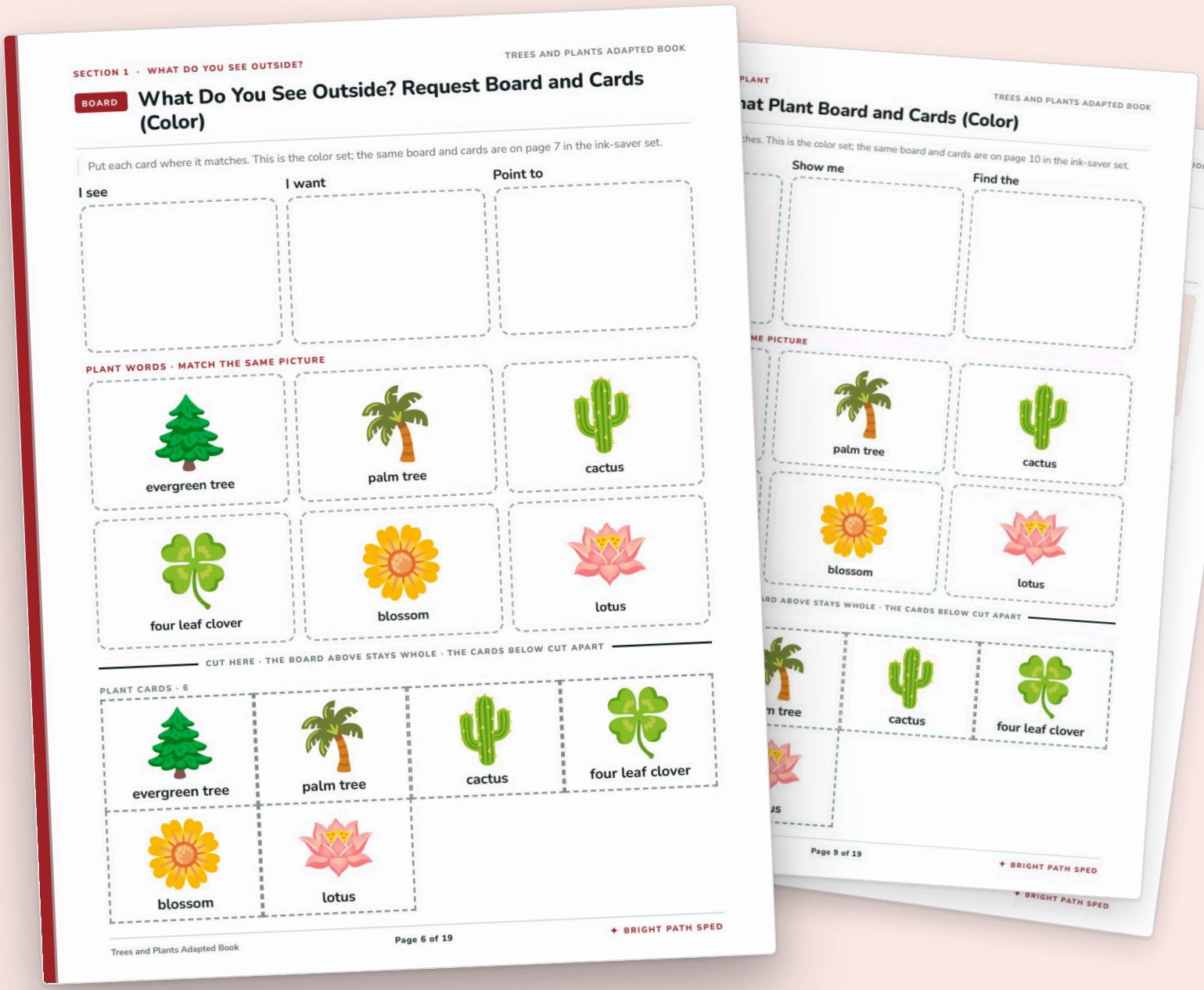

SECTION 1 · WHAT DO YOU SEE OUTSIDE?

TREES AND PLANTS ADAPTED BOOK

BOARD **What Do You See Outside? Request Board and Cards (Color)**

Put each card where it matches. This is the color set; the same board and cards are on page 7 in the ink-saver set.

I see | I want | Point to

PLANT WORDS · MATCH THE SAME PICTURE

evergreen tree | palm tree | cactus

four leaf clover | blossom | lotus

CUT HERE · THE BOARD ABOVE STAYS WHOLE · THE CARDS BELOW CUT APART

PLANT CARDS · 6

evergreen tree | palm tree | cactus | four leaf clover

blossom | lotus

Trees and Plants Adapted Book · Page 6 of 19 · ✦ BRIGHT PATH SPED

PLANT

TREES AND PLANTS ADAPTED BOOK

hat Plant Board and Cards (Color)

thes. This is the color set; the same board and cards are on page 10 in the ink-saver set.

Show me | Find the

ME PICTURE

palm tree | cactus

blossom | lotus

RD ABOVE STAYS WHOLE · THE CARDS BELOW CUT APART

n tree | cactus | four leaf clover

us

Page 9 of 19 · ✦ BRIGHT PATH SPED

19 PAGES | 18 CUT-APART CARDS | 2 BOARDS | COLOR + INK-SAVER

✦ BRIGHT PATH SPED

CONTENTS

What Is Inside, and Where

Two sections: a what's-outside request board and a name-that-plant board on the same six-word bank, plus the pages that track it, share it and send it home. Start on page 4.

Before you begin

PAGE 4

Start Here — Three Steps
START HERE
4

01 What Do You See Outside?

PAGES 6–7

What Do You See Outside? Request Board and Cards (Color)
BOARD
6

What Do You See Outside? Request Board and Cards (Ink-Saver)
BOARD
7

02 Name That Plant

PAGES 9–10

Name That Plant Board and Cards (Color)
BOARD
9

Name That Plant Board and Cards (Ink-Saver)
BOARD
10

03 Track, Share and Take Home

PAGES 12–18

Weekly Matching Tracker
TRACKER
12

Binder Cover, Spine and Tabs
ORGANIZER
13

Plant Words at Home
HOME
14

Family Update and Team Hand-Off
NOTES
15

Phrase Bank
REFERENCE
16

Filled Example
EXAMPLE
17

Answer Key and Word List
REFERENCE
18

TWO SETS, ONE BINDER

Both boards come twice: full color for a laminated binder, black-and-white line art for a photocopier or a copy that goes home. Same boards, same 18 picture cards; only the picture set differs.

PRACTICE, NOT A TEST

Naming and requesting practice with a tracker attached. It counts which boards were done and what help was given, and nothing else; what that means for a student is your team's call.

☆ START HERE Start Here — Three Steps

Ninety seconds of reading. The boards need scissors, page protectors and a strip of hook-and-loop dots.

1

Print and build the binder

Print the two boards from the color set (pages 6 and 9) on cardstock, or the ink-saver set (pages 7 and 10) on plain paper. Cut the card band off the bottom of each board page; the board stays whole.

Page protectors, hook-and-loop dots on the slots, and the cover, spine and tabs from page 13.

2

Run the boards

Open to the What Do You See Outside? board: “I see,” “I want,” “Point to,” then the six-picture match. Turn to the Name That Plant board: “That is a,” “Show me,” “Find the,” then the same six-picture match on its own set of cards.

Say the same short line each time (page 16). The answer key (page 18) lists every board and its cards.

3

Record, share, send home

One letter per job on the tracker (page 12) — N, P, S or a dash — the same day.

Copy the week’s counts onto the family update (page 15). Send the home page (page 14) home the week the binder is new.

WHAT THIS FILE IS

A fillable PDF with two matching boards and their cut-apart cards built in, and the tracking pages behind them. It works offline, with no account or subscription, and prints the same on every machine.

WHAT THIS FILE IS NOT

It is not an editable online slideshow or word-processor document, and it is not a test of anything. It carries no prompt hierarchy, fading schedule or mastery rule, and it makes no claim about where any pictured tree or plant actually grows or how it is cared for; every card is a picture-naming and picture-matching activity, not a science claim. It describes how to run the boards already printed and how to count what happened.

THE RULE EVERY PAGE IN THIS FILE FOLLOWS

Nothing here decides what a count means for a student, when a board is done with, or what a goal should say. Every one of those is a blank you fill from your own team’s plan and your district’s wording.

IF SOMETHING DOES NOT WORK

A field will not hold my typing. Open the file in Adobe Acrobat Reader (free) or Preview, not a browser tab.
A picture reads as a different word to my student. Pull that card and its grid cell and run the board with the rest; the **Ask a Question** tab on the product page reaches me, and a fix is a free update.

CONFIDENTIALITY, AND WHERE THIS FILE LIVES

A filled-in tracker, family update or example-style note is a student record: initials only on anything that leaves your hands, first name only on the home page. The boards live in the binder; the tracker stays in the student’s folder so the week’s counts are the first thing anyone finds.

BOARD What Do You See Outside? Request Board and Cards (Color)

Put each card where it matches. This is the color set; the same board and cards are on page 7 in the ink-saver set.

I see	I want	Point to

PLANT WORDS · MATCH THE SAME PICTURE

evergreen tree	palm tree	cactus
four leaf clover	blossom	lotus

CUT HERE · THE BOARD ABOVE STAYS WHOLE · THE CARDS BELOW CUT APART

PLANT CARDS · 6

evergreen tree	palm tree	cactus	four leaf clover
blossom	lotus		

BOARD Name That Plant Board and Cards (Color)

Put each card where it matches. This is the color set; the same board and cards are on page 10 in the ink-saver set.

That is a	Show me	Find the

PLANT WORDS · MATCH THE SAME PICTURE

evergreen tree

palm tree

cactus

four leaf clover

blossom

lotus

CUT HERE · THE BOARD ABOVE STAYS WHOLE · THE CARDS BELOW CUT APART

PLANT CARDS · 6

evergreen tree

palm tree

cactus

four leaf clover

blossom

lotus

BOARD Name That Plant Board and Cards (Ink-Saver)

Put each card where it matches. This is the ink-saver set; the same board and cards are on page 9 in the color set.

That is a	Show me	Find the

PLANT WORDS · MATCH THE SAME PICTURE

evergreen tree


palm tree

cactus


four leaf clover

blossom


lotus

CUT HERE · THE BOARD ABOVE STAYS WHOLE · THE CARDS BELOW CUT APART

PLANT CARDS · 6

evergreen tree


palm tree

cactus


four leaf clover

blossom

lotus

TRACKER

Weekly Matching Tracker

One row per board job, one letter per day. The eight rows are the slots and picture grids on the two boards in this binder.

STUDENT _____ WEEK OF _____ ADULT RUNNING THE BINDER _____

#	BOARD JOB	PAGE	MON	TUE	WED	THU	FRI	NO HELP (OF DAYS RUN)
1	I see	6						
2	I want	6						
3	Point to	6						
4	Plant words match	6						
5	That is a	9						
6	Show me	9						
7	Find the	9						
8	Naming match	9						

WEEK TOTAL: N CELLS _____ WEEK TOTAL: DAYS RUN _____ NEXT WEEK, START WITH _____

THE CODE, ONE LETTER PER CELL

N no help · **P** pointed once · **S** said the words · **–** not run today. Write what you actually did, the same letter for the same help every day. The last column counts the N cells in the row against the days that job was run — a job not run is not a miss.

READING A WEEK

Add the last column down for the week's total, and copy it onto the family update (page 15). The filled example (page 17) shows one week of this table with every total re-counted from its own row. This page counts help given; what a count means for a student is your team's call.

EXAMPLE

Filled Example

SAMPLE · INVENTED STUDENT

> Every number in the read-out is re-counted straight from the table above.

Avery is invented, and so is every letter on this page. One week of the tracker (page 12), the week of a Tuesday in spring, filled in by the adult who ran the binder each morning.

#	BOARD JOB	PAGE	MON	TUE	WED	THU	FRI	NO HELP (OF DAYS RUN)
1	I see	6	N	N	N	N	N	5 of 5
2	I want	6	N	N	N	N	P	4 of 5
3	Point to	6	N	N	P	N	N	4 of 5
4	Plant words match	6	P	S	S	N	N	2 of 5
5	That is a	9	N	N	N	N	N	5 of 5
6	Show me	9	S	S	S	P	S	0 of 5
7	Find the	9	N	N	–	N	N	4 of 4
8	Naming match	9	–	N	N	N	N	4 of 4

READING THE NUMBERS

Week total: **28 N cells of 38 days run** (74 percent with no help), counted straight down the last column. 2 jobs ran all five days with no help: I see, That is a. 1 job never got an N this week: Show me. Help given was P on 4 cells and S on 6.

A LINE THIS SHEET COULD WRITE

"Week of a Tuesday in spring: Avery completed 28 of 38 board jobs with no help. Jobs done without help every day: I see, That is a. Jobs still needing help every day: Show me. Not run: Find the (1 day); Naming match (1 day)."

WHY THE LAST COLUMN SAYS "OF DAYS RUN"

Jobs run per day this week, Monday to Friday: 7, 8, 7, 8, 8. A dash is a job that was not run that morning — a short day, an absence, a board not printed yet — and it is never counted as a miss. Every job's column reads N cells against its own days run.

WHAT THIS EXAMPLE IS NOT

One invented child's five days. It does not say how quickly any real student moves from S to P to N and sets no typical week for this binder — it exists only to show how the tracker, the family update and the phrase bank read once real letters are on them.

THE LETTERS, FILLED IN

Every letter is what the adult did, in the same short code each day — N, P, S — and a dash where a job was not run. None of them is a label for Avery. A row that reads N across all five days is what independent naming and requesting looks like on paper; a row that reads S every day is the row the team would look at first, and the family update (page 15) is where those two lists get written down.