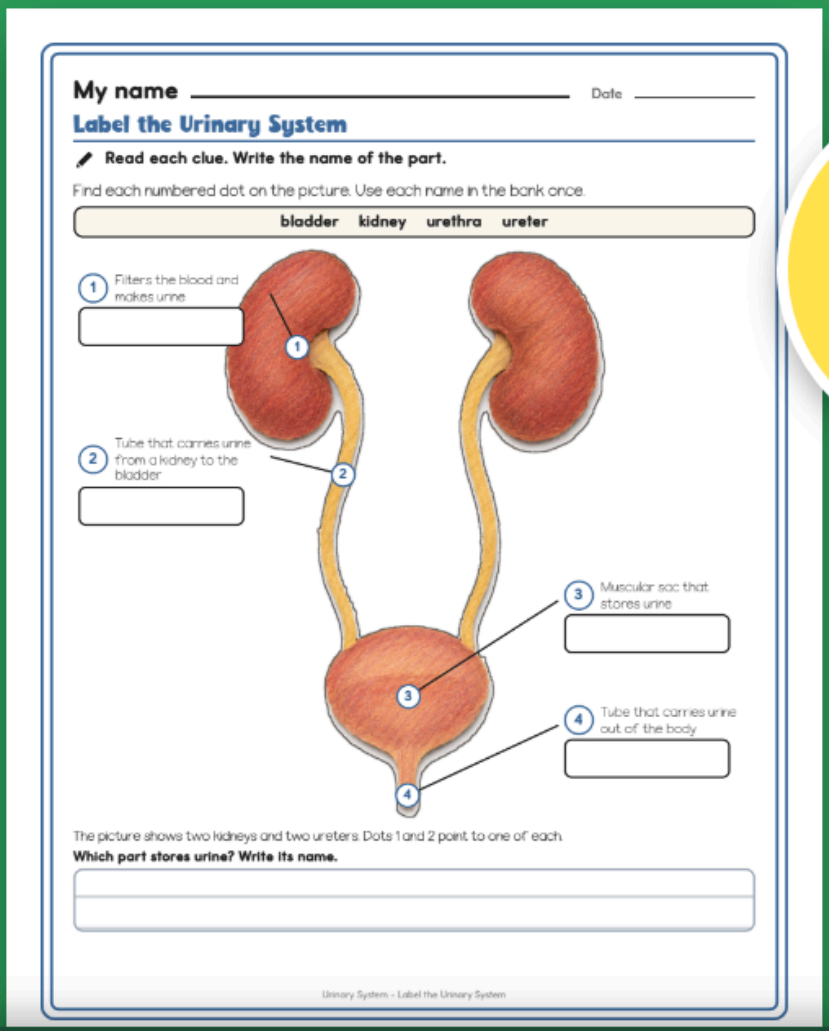
My name _____ Date _____

Label the Urinary System

Read each clue. Write the name of the part.

Find each numbered dot on the picture. Use each name in the bank once.

bladder kidney urethra ureter

1. Filters the blood and makes urine. _____
2. Tube that carries urine from a kidney to the bladder _____
3. Muscular sac that stores urine _____
4. Tube that carries urine out of the body _____

The picture shows two kidneys and two ureters. Dots 1 and 2 point to one of each.

Which part stores urine? Write its name.

_____

Urinary System – Label the Urinary System



26 STUDENT PAGES

URINARY SYSTEM

WORKSHEETS GRADES 6-8

Bright Path Sped

Terms of Use

Please read before you print your first page.

One classroom license

- This file is for one classroom: one teacher, one group of students.
- Please do not share it, post it online, or sell it.
- Extra licenses for a team or a school are available on the product page.

This is a fillable PDF

- Open it in a PDF reader (Adobe Acrobat Reader, Preview, or your browser), click into a line or a box, type, and Save As.
- The name line, every answer box, every ruled work box and every check box on the student pages are type-in fields, and so are the tracker, class grid, team note and family page. You can also print any page and write by hand.
- It works offline. No account, no subscription, no internet connection needed after you download it.

Print at 100 percent

Turn off fit to page and shrink to fit so the ruled lines stay 0.34 inch apart. Every student page is black and white inside a colored border, so it still reads when copied in black and white. The colored cells and boxes copy as shades of gray.

Student work

A filled-in tracker, class grid or team note carries a real student's name. Keep it in the data folder, and use a first name only on any page that leaves your hands.

Need help?

If a field will not behave or a page will not print the way you expect, use Ask a Question on the product page before leaving a review. Every question is read, and a fix to the file ships as a free update: re-download it any time from My Purchases.

Credits and fonts

Fonts by KA Fonts (Kaitlynn Albani), used under their commercial license. The two pictures (the urinary system, and the kidney with a nephron) were made for this product by Bright Path Sped. The numbered dots, borders, icons and ruled boxes are drawn in code. The credits page at the back lists the sources. Please keep it with the file if you pass it to a substitute.

© Bright Path Sped. For single-classroom use by the original purchaser.

PREVIEW

How To Read a Page

The parts of a student page, then the kinds of sheet in the order they come.

The parts of a page

- **The answer box.** A bordered box for a letter, a number or a word. Click it to type, or print and write in it.
- **The ruled work box.** Lines 0.34 inch apart for sentences. Write one idea to a line.
- **The check box.** True or false, yes or not yet, yes or no: click or mark.
- **The word bank.** A box of words to use. Some words are used once, some not at all.
- **The cut line.** Eight pieces in a short grid, edge to edge: one cut across and three cuts down.

Kind of sheet	How many	What the student does
Readings and parts cards	4 sheets	Read, answer, and keep the parts cards to look things up.
Words and matching	5 sheets, 28 items	Match words, fill in words, match parts to jobs, try a worked example.
Diagrams	2 sheets, 8 items	Label the urinary system and a nephron (two pictures).
Flow and order	2 sheets, 12 items	The blood in and blood out chart, and the steps in order.
True or false and mistakes	3 sheets, 16 items	Check sentences, fix false ones, find Mara's mistakes.
Writing	4 sheets, 12 questions	Short answers with four ruled lines, then explain-it boxes with five each.
Quizzes, exit tickets, sorts	12 items, 3 tickets, 16 pieces	Two quizzes, one exit sheet, two cut-and-sort mats.

Untimed, unscored on the page

No student page has a timer or a score on it. The keys and the tracker are for you. The answer keys are on pages 31 to 35.

Short answers and explain-its

Their keys (page 34) say what to look for, not one right sentence. Accept any answer that uses a fact from the readings or the parts cards.

Printing and the type-in fields

Every page prints clean in black and white. The name line, every answer box, every ruled box and every check box are type-in fields in any PDF reader: click one, type, then save. This is a fillable PDF, not a slideshow or a word-processor file.

Room to work

Short-answer boxes hold four lines and explain-it boxes hold five. If a student needs more room, hand over one page a day, or let students write on scrap paper and copy their best sentences into the box.

PREVIEW

Preview · Bright Path Sped

My name _____ Date _____

Reading 1: Parts of the System

Read about the urinary system. Then answer.

The excretory system and the path of urine

Your cells make wastes as they work. The **excretory system** removes wastes from the body, and the **urinary system** is its main part. Two bean-shaped **kidneys** filter the blood. They remove wastes and extra water and make **urine**. Urine flows from each kidney through a tube called a **ureter** to the **bladder**. The bladder is a muscular sac that stores urine. When urine leaves the body, it passes through the **urethra**. The skin and the lungs are part of the excretory system too: the skin removes sweat and the lungs remove carbon dioxide.

Main idea: What is this reading mostly about?

Check what you read. Write the letter in the box.

1. What is the main job of the kidneys?
   - **A** To store urine
   - **B** To filter the blood and make urine
   - **C** To pump blood

2. What does a ureter do?
   - **A** It carries urine from a kidney to the bladder
   - **B** It stores urine
   - **C** It carries urine out of the body

3. Where is urine stored?
   - **A** In a ureter
   - **B** In the urethra
   - **C** In the bladder

PREVIEW

My name _____ Date _____

Parts Cards: The Path of Urine

Read the cards. Keep them all week.

Kidney

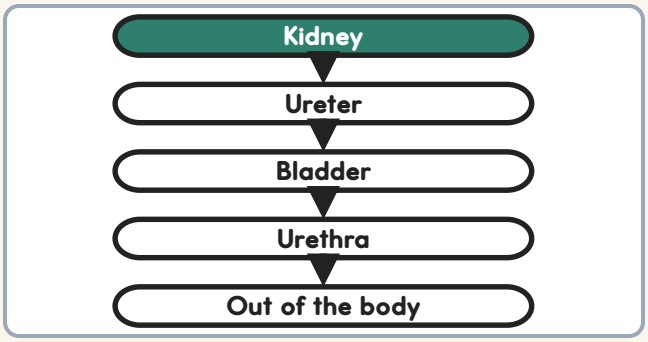

What it does
Two bean-shaped organs. They filter the blood and make urine.

Where it fits
Urine starts here. Each kidney holds about a million nephrons.

Ureter

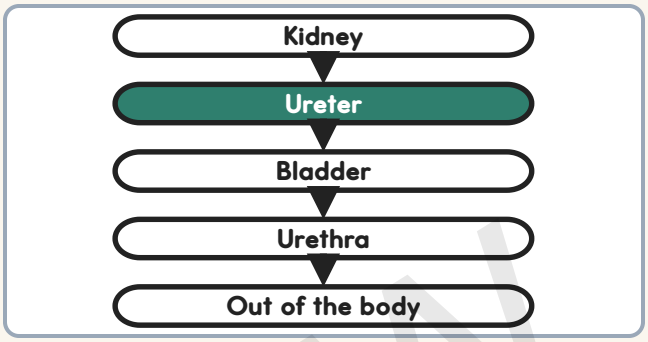

What it does
A tube that carries urine from a kidney to the bladder. There are two.

Where it fits
Comes right after the kidney

Bladder

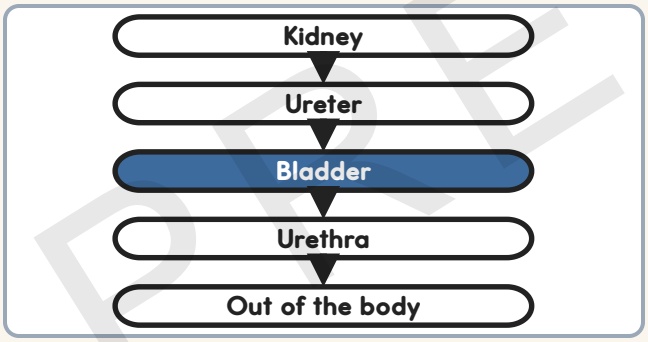

What it does
A muscular sac that stores urine. It stretches as it fills.

Where it fits
Comes right after the ureters

Urethra

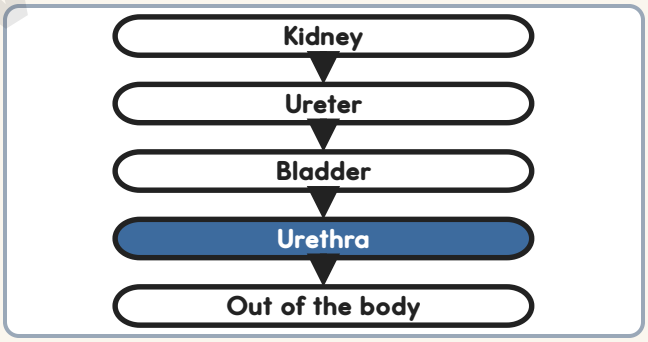

What it does
A tube that carries urine out of the body.

Where it fits
The last tube before urine leaves

Pick one part. Tell what it does in your own words.

PREVIEW

Preview · Bright Path Sped

My name _____ Date _____

Fill In the Words

Fill in each blank. Use the word bank.

Read each sentence. Fill each blank with a word from the bank. Two words are not used.

waste	**bladder**	**vein**	**excretory**	**kidney**

glomerulus	**reabsorbed**	**ureter**	**nephrons**	**urethra**

1. The _____ filters the blood and makes urine.
2. A tube that carries urine from a kidney to the bladder is a _____.
3. The _____ stores urine until it leaves the body.
4. The _____ carries urine out of the body.
5. Each kidney is made of tiny filters called _____.
6. Urea is a _____ that the body must remove.
7. Water and glucose that the body needs are _____ into the blood.
8. The urinary system is the main part of the _____ system.

Pick one word from the bank. Use it in a sentence about the kidneys.

PREVIEW

Preview · Bright Path Sped

My name _____ Date _____

Match the Parts

Match each part to its job.

Write the letter of the job in the box. Use the parts cards to help you.

1	**Kidney**		**A**	One tiny filtering unit inside a kidney.
2	**Ureter**		**B**	Filters the blood and makes urine.
3	**Bladder**		**C**	A waste made when the body breaks down proteins.
4	**Urethra**		**D**	A muscular sac that stores urine.
5	**Nephron**		**E**	Carries cleaned blood away from a kidney.
6	**Glomerulus**		**F**	A tube that carries urine from a kidney to the bladder.
7	**Renal vein**		**G**	A ball of tiny blood vessels where blood is filtered.
8	**Urea**		**H**	A tube that carries urine out of the body.

Pick one part. Tell what it does in your own words.

PREVIEW

Preview · Bright Path Sped

My name _____ Date _____

Label the Urinary System

Read each clue. Write the name of the part.

Find each numbered dot on the picture. Use each name in the bank once.

bladder kidney urethra ureter

1 Filters the blood and makes urine

_____

2 Tube that carries urine from a kidney to the bladder

_____

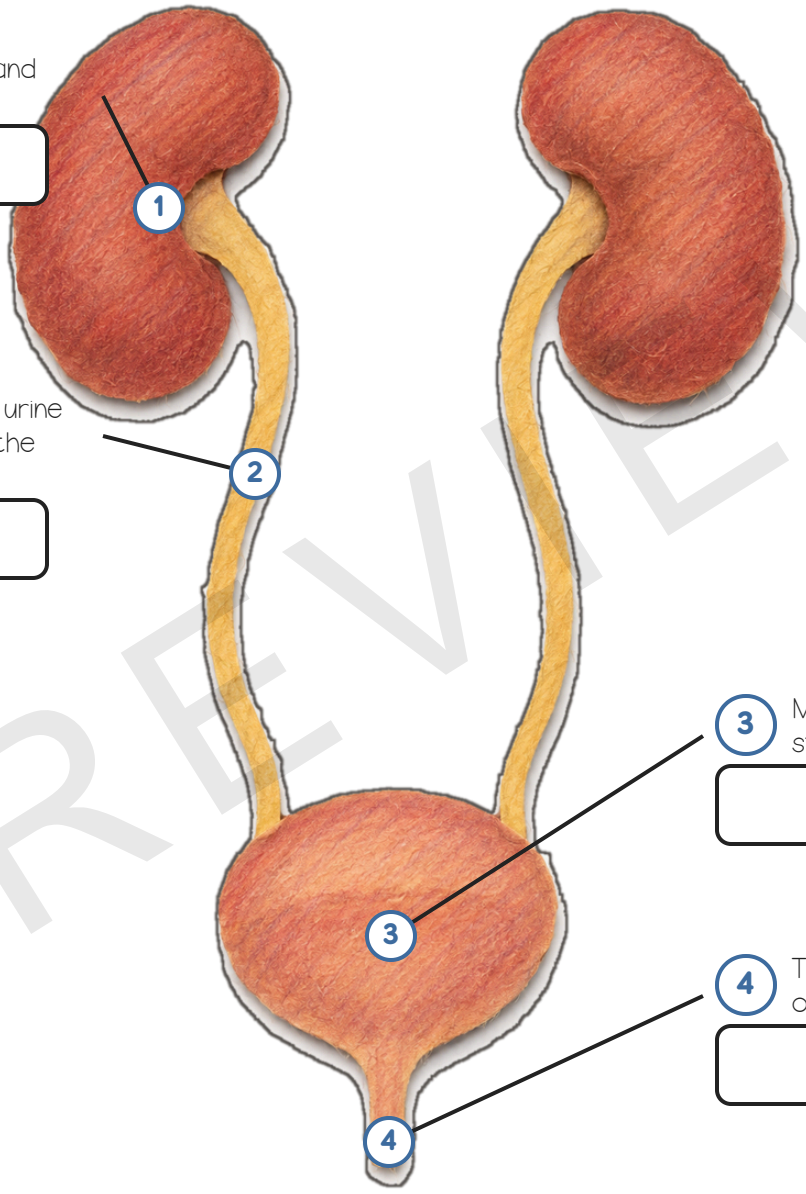

3 Muscular sac that stores urine

_____

4 Tube that carries urine out of the body

_____

The picture shows two kidneys and two ureters. Dots 1 and 2 point to one of each.

Which part stores urine? Write its name.

_____

PREVIEW

My name _____ Date _____

Put the Steps in Order

Write the step number, 1 to 6, next to each step.

Each step is true, but they are mixed up. Write 1 in the box for the first step that happens, up to 6 for the last.

A. Urine is stored in the bladder. ☐

B. Blood with wastes reaches a kidney through the renal artery. ☐

C. Urine leaves the body. ☐

D. The nephrons filter the blood and make urine. ☐

E. Urine moves into the urethra. ☐

F. Urine flows from the kidney down a ureter. ☐

Which step came first? Tell why it has to come before the others.

PREVIEW

Preview · Bright Path Sped

My name _____ Date _____

True or False 2

Is it true or false? Check one.

Check true or false for each sentence.

1. Nephrons are tiny filters inside the kidneys. ☐ true ☐ false

2. Urea is a food that the body needs. ☐ true ☐ false

3. The tubule reabsorbs things the body needs. ☐ true ☐ false

4. The renal artery carries cleaned blood away from a kidney. ☐ true ☐ false

5. Only the urinary system removes wastes from the body. ☐ true ☐ false

6. The glomerulus is a ball of tiny blood vessels. ☐ true ☐ false

Pick one false sentence. Fix it so it is true.

PREVIEW

Preview · Bright Path Sped

My name _____ Date _____

Short Answers 2

Answer each question in sentences.

Use facts from the readings and the parts cards. Write in sentences.

4 How does a nephron make urine? Use the words filter and tubule.

5 Why does the body reabsorb water and glucose?

6 What is urea, and how does it leave the body?

PREVIEW

Preview · Bright Path Sped

My name _____ Date _____

Find the Mistake

Find the mistake. Then fix it.

Mara is made up for practice. Each sentence has one mistake.

1 **Mara wrote:**

"The bladder makes urine."

What is wrong?

Write it the right way.

2 **Mara wrote:**

"The urethra carries urine from a kidney to the bladder."

What is wrong?

Write it the right way.

3 **Mara wrote:**

"The glomerulus reabsorbs water into the blood."

What is wrong?

Write it the right way.

4 **Mara wrote:**

"Urea is a food that the kidneys store."

What is wrong?

Write it the right way.

PREVIEW

Preview · Bright Path Sped

My name _____ Date _____

Quiz B

Pick the best answer. Write its letter.

Take your time. Guess if you are not sure.

7 Which vessel brings blood with wastes to a kidney?

- **A** The renal vein
- **B** The renal artery
- **C** The ureter

8 Where is blood filtered in a nephron?

- **A** The glomerulus
- **B** The bladder
- **C** The urethra

9 What does the tubule do?

- **A** It returns useful water, glucose and salts to the blood
- **B** It stores urine
- **C** It makes urea

10 Which is the path of urine?

- **A** Kidney, ureter, bladder, urethra
- **B** Kidney, urethra, bladder, ureter
- **C** Bladder, kidney, ureter, urethra

11 What does reabsorb mean?

- **A** To take useful materials back into the blood
- **B** To store urine
- **C** To make wastes

12 Which body part also removes wastes?

- **A** The lungs, which remove carbon dioxide
- **B** The bones
- **C** The teeth

PREVIEW

My name _____ Date _____

Check My Own Work

Check your own work. Mark yes or not yet.

1	I can say what the excretory system does.	☐ yes	☐ not yet
2	I can name the parts urine passes through, in order.	☐ yes	☐ not yet
3	I can tell a ureter from the urethra.	☐ yes	☐ not yet
4	I can name the parts of a nephron.	☐ yes	☐ not yet
5	I can say where blood is filtered.	☐ yes	☐ not yet
6	I can tell reabsorbed from excreted.	☐ yes	☐ not yet
7	I can say what urea is.	☐ yes	☐ not yet
8	I can sort parts inside and outside the kidney.	☐ yes	☐ not yet

The part I can explain best is...

The part I still need help with is...

PREVIEW

My name _____ Date _____

Cut and Sort: Where Does It Go?

Cut out the eight pieces. Sort each one into the right box.

Read each piece. Where does it go: back to the blood, out in urine, or out through another organ?

Reabsorbed into the blood	Leaves in urine	Removed by another organ

Cut on the dashed lines: eight pieces, one cut across and three cuts down.

Urea	Glucose (sugar)	Carbon dioxide (lungs)	Water the body needs
Extra water	Sweat (skin)	Amino acids	Extra salts

Which piece was hardest to sort? Why?

PREVIEW

Answer Key: Chart, Order, True or False, Mistakes

The order is the number you write in each box. Accept any wording that fixes a false sentence.

Blood In and Blood Out page 16

Row	Going in	Leaving
How much urea is in the blood?	more	less
Has the blood been filtered?	not yet	yes
Which vessel carries it?	renal artery	renal vein

Put the Steps in Order page 17

Step	Order	What it says
A on page 17	4	Urine is stored in the bladder.
B on page 17	1	Blood with wastes reaches a kidney through the renal artery.
C on page 17	6	Urine leaves the body.
D on page 17	2	The nephrons filter the blood and make urine.
E on page 17	5	Urine moves into the urethra.
F on page 17	3	Urine flows from the kidney down a ureter.

True or False pages 18, 19

Item	Answer	The fix
18.1	True	-
18.2	False	Urine is stored in the bladder. A ureter is a tube that carries urine.
18.3	True	-
18.4	False	Blood is filtered in the kidneys, in the nephrons.
18.5	True	-
18.6	True	-
19.1	True	-
19.2	False	Urea is a waste made when the body breaks down proteins.
19.3	True	-
19.4	False	The renal vein carries cleaned blood away. The renal artery brings blood in.
19.5	False	The skin removes sweat and the lungs remove carbon dioxide too.
19.6	True	-

Find the Mistake page 24

Item	What went wrong	Right sentence
24.1	The kidneys make urine. The bladder only stores it.	The kidneys make urine, and the bladder stores it.
24.2	That is the ureter. The urethra carries urine out of the body.	The ureter carries urine from a kidney to the bladder.
24.3	The tubule reabsorbs. The glomerulus is where the blood is filtered.	The glomerulus is where the blood is filtered.
24.4	Urea is a waste made when the body breaks down proteins. The kidneys remove it.	Urea is a waste that the kidneys remove from the blood.

PREVIEW

Answer Key: Quizzes and Sorts

Pieces are named by their row and column in the cutting grid, left to right and top to bottom.

Quizzes pages 25, 26

Item	Letter	Answer
25.1	A	To filter the blood and make urine
25.2	B	The urethra
25.3	C	The bladder
25.4	A	A tiny filtering unit in a kidney
25.5	A	A waste made when the body breaks down proteins
25.6	B	It removes wastes from the body
26.1	B	The renal artery
26.2	A	The glomerulus
26.3	A	It returns useful water, glucose and salts to the blood
26.4	A	Kidney, ureter, bladder, urethra
26.5	A	To take useful materials back into the blood
26.6	A	The lungs, which remove carbon dioxide

Cut and Sort: Inside or Outside? page 29

Piece (row, column)	Box
r1 c1: Ureter	Outside the kidney
r1 c2: Nephron	Inside the kidney
r1 c3: Bladder	Outside the kidney
r1 c4: Glomerulus	Inside the kidney
r2 c1: Urethra	Outside the kidney
r2 c2: Tubule	Inside the kidney
r2 c3: Renal vein	Outside the kidney
r2 c4: Collecting duct	Inside the kidney

Cut and Sort: Where Does It Go? page 30

Piece (row, column)	Line
r1 c1: Urea	Leaves in urine
r1 c2: Glucose (sugar)	Reabsorbed into the blood
r1 c3: Carbon dioxide (lungs)	Removed by another organ
r1 c4: Water the body needs	Reabsorbed into the blood
r2 c1: Extra water	Leaves in urine
r2 c2: Sweat (skin)	Removed by another organ
r2 c3: Amino acids	Reabsorbed into the blood
r2 c4: Extra salts	Leaves in urine

A note on the sorts

Inside the kidney: nephron, glomerulus, tubule, collecting duct. Reabsorbed: glucose, amino acids, water the body needs. Leaves in urine: urea, extra water, extra salts. Another organ: lungs (carbon dioxide), skin (sweat).

PREVIEW

Team Note

Use this page between team meetings or when a student moves classes, to hand off what changed without writing a note from scratch. Everything below is observable, with a blank for the number or the wording your team already uses.

Student _____ Team member _____ Date _____

Kind of sheet	Covered since last note (Y/N)	Items right	Still blank
Readings and words			
Matching			
Labels			
Flow and order			
True or false			
Find the mistake			
Quizzes			
Sorts			

What I saw (observable, not a conclusion)

- Matched ___ of 14 parts and jobs (pages 12, 13).
- Labeled ___ of 8 parts on the pictures (pages 14 and 15).
- Put ___ of 6 steps in order (page 17).
- Got ___ of 12 true or false sentences right (pages 18, 19).
- Told the path of urine from the kidney to outside the body in a complete sentence: yes / no / with a reminder.

Next step

- Next page or set: ___, because ___ (what you saw).
- What to try in another class or at home: ___.
- What to keep doing because it is working: ___.
- Anything for the team meeting to decide: ___ (this page records what happened, never a label or a plan).

Summary, in one or two sentences, for whoever reads this next

A filled-in line, for reference

"Got 5 of 6 true or false sentences right on 11/13. Next step: reread Reading 1 and ask where urine is stored." That is the level of detail this page is built for. It matches the filled example on page 40.

PREVIEW

Sam's Tracker (Invented Student)

Sam R. is invented; nothing on this page describes a real student. The blank tracker is on page 36.

Student	Teacher	Month
Sam R. (an invented student)	Ms. Okafor (invented)	November

Page	Page type and set	Items	Right	Date	Notes
5	Reading 1: Parts of the System	3	2	11/2	Mixed up ureter and urethra
6	Reading 2: Inside the Kidney	3	3	11/3	-
9	Urinary System Words	6	5	11/4	Mixed up filter and reabsorb
10	Fill In the Words	8	6	11/5	Used ureter where urethra fits
12	Match the Parts	8	7	11/6	Matched nephron to the kidney job
13	Which Part Is It?	6	5	11/9	Called a ureter clue the urethra
14	Label the Urinary System	4	3	11/10	Named the ureter as the urethra
15	Label a Nephron	4	4	11/10	-
16	Blood In and Blood Out Chart	6	4	11/11	Swapped the more and less answers
17	Put the Steps in Order	6	4	11/12	Put the bladder before the ureter
18	True or False 1	6	5	11/13	Thought urine is stored in a ureter
19	True or False 2	6	6	11/13	-
24	Find the Mistake	4	3	11/16	Missed the mistake about the glomerulus
25	Quiz A	6	5	11/17	Mixed up the ureter and the urethra
26	Quiz B	6	6	11/17	-
29	Cut and Sort: Inside or Outside?	8	6	11/18	Put the renal vein inside the kidney
30	Cut and Sort: Where Does It Go?	8	7	11/18	Put sweat in the urine box

How to read it

Sam R. has done **17 of 17** scored sheets and got **81 of 98** items right with no prompt. **4** sheets were all right and **13** carry a note. Every number comes from the table.

What the table points to

The lowest sheet is Reading 1: Parts of the System (2 of 3) and Blood In and Blood Out Chart (4 of 6) and Put the Steps in Order (4 of 6). That is where the next practice goes. The 0 sheets left blank are not tried yet, never wrong.

PREVIEW

Binder Cover

Slide this into the front of a binder. The divider tabs and a spine label to cut out are on the next page (page 43).

Science - Biology

URINARY SYSTEM

Worksheets, Practice and Answer Keys

Filter | **Store** | **Remove**

Teacher _____

Class or student _____

PREVIEW