VISUAL TIMETABLE

Picture Cards, Clock Times and Day Boards

FILLABLE PDF

34 PAGES







8:30 AM



ARRIVAL



9:00 AM

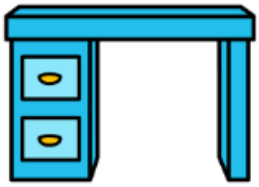

MORNING WORK



9:30 AM



READING



10:30 AM



MATH

Bright Path Sped

Terms of Use

Please read before you print your first page.

One classroom license

- This file is for one classroom: one teacher, one group of students.
- Please do not share it, post it online, or sell it.
- Extra licenses for a team or a school are available on the product page.

This is a fillable PDF

- Open it in a PDF reader (Adobe Acrobat Reader, Preview, or your browser), click into a line, a box or a table cell, type, and Save As.
- Every name and date line, every table cell and every notes box on a form or log is a type-in field, or print the page and write by hand.
- It works offline. No account, no subscription, no internet connection needed after you download it.

Print at 100 percent

Turn off fit to page and shrink to fit. Every line is black or gray and every box is drawn in line, so the pages photocopy in black and white.

A page has a child's name on it

The strip pages and the home note can carry a child's name. Keep any page with a name on it where your school keeps student records.

Need help?

If a field will not behave or a page will not print the way you expect, use Ask a Question on the product page before leaving a review. Every question is read, and a fix to the file ships as a free update: re-download it any time from My Purchases.

© Bright Path Sped. For single-classroom use by the original purchaser.

PREVIEW

PICTURE CARDS

Subject and routine cards, two sizes



PREVIEW

In this section

Page	Use it for	Page
Core cards	Cut apart and post	5
Meals and play	Cut apart and post	6
Arts and choice	Cut apart and post	7
Routine cards	Cut apart and post	8
Special days	Cut apart and post	9
Extra routines	Cut apart and post	10
Making and music	Cut apart and post	11
Letters and calm	Cut apart and post	12
Small cards 1	Cut apart and post	13
Small cards 2	Cut apart and post	14
Now and next	Cut apart and post	15

Subject Cards: Meals and play (8 to a Page)



LUNCH



SNACK

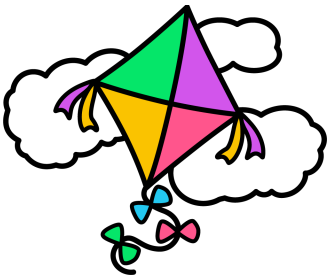

RECESS



BRAIN BREAK



LIBRARY



STORY TIME



COMPUTERS



MOVIE TIME

PREVIEW

Subject Cards: Routines and endings (8 to a Page)



PACK UP



CLEAN UP



WASH HANDS



GET DRESSED



HOT DOG DAY



TEST



NURSE



DISMISSAL

PREVIEW

Subject Cards: Extra routines (8 to a Page)



POPCORN DAY



HOT LUNCH



OUTDOOR TIME



COOKING



MILK TIME



DOCTOR VISIT



DENTIST



COMPUTER LAB

PREVIEW

Subject Cards: Letters and calm (8 to a Page)



LETTER WRITING



MAIL TIME



CALM TIME



PET VISIT

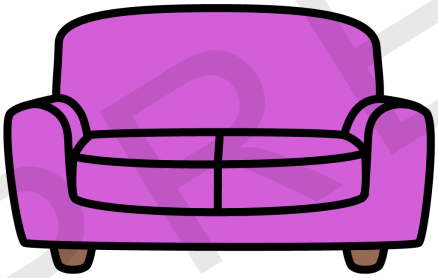

READING CORNER



BIKE DAY



TREASURE BOX



READ ALOUD

PREVIEW

Small Cards: More Routines (18 to a Page)



CRAFT



COLORING



CHOICE



GAMES



QUIET TIME



PACK UP



CLEAN UP



WASH HANDS



GET DRESSED



HOT DOG DAY



TEST



NURSE



DISMISSAL



WEATHER



BIRTHDAY



FIELD TRIP



HOMEWORK



PICTURE DAY

PREVIEW

CLOCK TIMES

Analog and digital clock cards



PREVIEW

In this section

Page	Use it for	Page
Clock cards am	Cut apart and post	17
Clock cards pm	Cut apart and post	18
Quarter hours 1	Cut apart and post	19
Quarter hours 2	Cut apart and post	20
Small clocks 1	Cut apart and post	21
Small clocks 2	Cut apart and post	22

Notes for this section

Clock Time Cards: Afternoon Hours (8 to a Page)



12:00 PM



12:30 PM



1:00 PM



1:30 PM



2:00 PM



2:30 PM



3:00 PM



3:30 PM

PREVIEW

Clock Time Cards: More Quarter Hours (8 to a Page)



3:15 PM



3:45 PM



9:45 AM



10:45 AM



11:45 AM



12:45 PM



1:45 PM



2:45 PM

PREVIEW

Small Clock Cards: Quarter Hours (18 to a Page)



8:15 AM



8:45 AM



9:15 AM



9:45 AM



10:15 AM



10:45 AM



11:15 AM



11:45 AM



12:15 PM



12:45 PM



1:15 PM



1:45 PM



2:15 PM



2:45 PM



3:15 PM



3:45 PM



4:15 PM



4:45 PM

PREVIEW

Daily Timetable

Write each time and what happens then. Then post the matching cards.



Teacher _____ Room _____ Date _____

Time	What we do	Card on the chart

PREVIEW

How to use this page

Type or write each time and what happens then. Use the clock cards and subject cards to match each row on your chart.

My Week at a Glance

Write what happens each day at the main times.



Teacher _____ Week of _____

Time	Mon	Tue	Wed	Thu	Fri

PREVIEW

How to use this page

Type or write each time and what happens then. Use the clock cards and subject cards to match each row on your chart.

STUDENT PAGES

Strips, blank cards and a note home



PREVIEW

In this section

Page	Use it for	Page
Morning strip	A child points and says	29
Afternoon strip	A child points and says	30
Now and next page	A child fills in	31
Blank cards	Type your own	32
Home note	A note home	33

Notes for this section

My Afternoon

Look at each picture. Write the time under it.

My name



Lunch

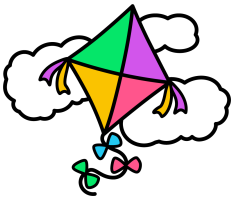

Recess



Science



Art



Pack Up



Dismissal

My favorite part of the day

PREVIEW

Blank Cards: Type Your Own

Click a box, type a subject for a card, print, cut apart.



Teacher

Room

Card 1

Card 2

Card 3

Card 4

Card 5

Card 6

Card 7

Card 8

Card 9

Card 10

Card 11

PREVIEW