Winter Addition and Subtraction

WINTER

K–1ST

ADD · SUBTRACT · WITHIN 20



33 pages · 7 page types · 50 facts

Kindergarten · 1st Grade · Special Ed

by Bright Path Sped

START HERE

QUICK START

One complete kit for adding AND subtracting within 20, dressed for winter: hop on a number line forward or back, count on or back, count drawn pictures in ten-frames or cross them out, find a missing part and fix a mistake — on pages with room to work, untimed.

THREE STEPS

1. **Look at the two Ways pages together**
   Page 6 shows one addition fact four ways and page 7 shows one subtraction fact four ways. Read one aloud with the child, then let the child pick a fact from any page and write it in the Your turn row.

2. **Hand over a page**
   Every student page opens with a name line and one short instruction, and the boxes are big. The chip in the top corner says Add or Subtract, never a word like "Level"; the dots at the top right are the only level code. The chart below says which page for which child.

3. **Check it, record it, send it home**
   The answer keys are pages 23 and 24. Date each page on the tracker (page 25), roll a group up on page 26, and send the home page (28). A filled example is on page 29.

WHICH PAGE, WHEN

WHEN…	USE…
Meeting addition past 10, or subtraction within 20, for the first time	Ways to Add, page 6 · Ways to Subtract, page 7
Needs to see it and count it	Ten-Frame Add, pages 13, 14 · Take Away, page 15
Ready to hop and draw the jumps	Number Line Hops B, page 9
Thinks of it as a missing part	Missing Part, pages 16, 17, 18
Rushes and does not check	Fix It, pages 19, 20
Better with cutting and gluing	Cut and Glue, pages 21, 22

Everything inside (33 pages)

- **17 student pages** in 7 page types, each with its own addition set and subtraction set
- **50 computed facts** from two separate fact pools, every one different, built in code
- **12 cut-and-glue pieces** in 2 sets, **9 ten-frame rows** of drawn winter pictures
- **1 fact map, 2 answer keys, 1 tracker, 1 class grid**
- **1 team note, 1 home page, 1 filled example, 1 phrase bank**
- **1 binder cover, 6 divider tabs** and a spine label

What makes it different

Every page asks one question, addition or subtraction, but in a different way, so a child stuck on a number line may find it easy to count pictures, and you can see which. The chip in the corner always says which operation. Nothing is timed and nothing on a student page is scored. The fact map (page 5) lists every fact and where it lives.

ADD WAYS TO ADD

My name: _____ Date .....

Look at four ways to add. Then write your own.

Count on

17 → 18 → 19

Start at 17. Say 2 numbers on.

17 + 2 = 19

Number line

Hop on 2.

You land on 19.

Ten-frame

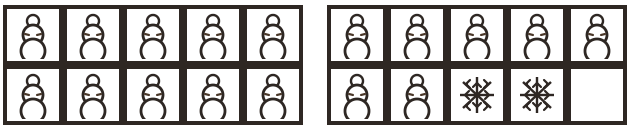

Count all the pictures.

19 in all.

Turn it around

17 + 2 = 19

2 + 17 = 19

The numbers swap. The answer stays.

Start with the bigger one.

Your turn. Pick a fact from any Add page.

Write it ☐ + ☐ = ☐

Turn it around ☐ + ☐ = ☐

SUBTRACT

WAYS TO SUBTRACT

My name: _____ Date .....

Look at four ways to subtract. Then write your own.

Count back

12 ← 11 ← 10

Start at 12. Say 2 numbers back.

12 − 2 = 10

Number line

Hop back 2.

You land on 10.

Ten-frame

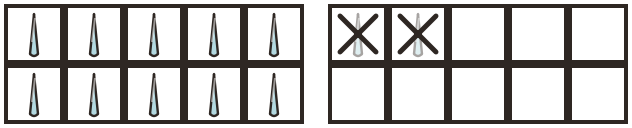

Cross out the ones taken away.

10 are left.

Think addition

12	
2	10

2 + what makes 12?

2 + 10 = 12

12 − 2 = 10 **The answer is never bigger than the start.**

ADD A

NUMBER LINE HOPS

My name: _____ Date .....

Count the hops. Write where you land.

1

13 + 1 = ☐

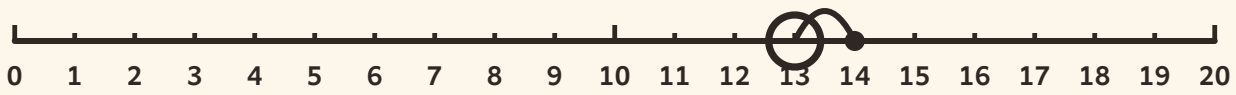

2

15 + 2 = ☐

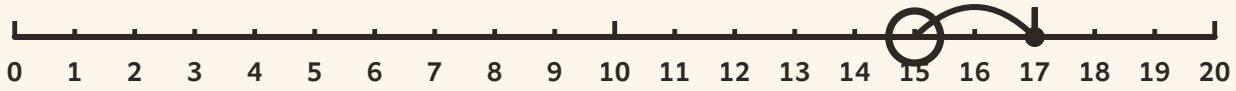

3

18 + 2 = ☐

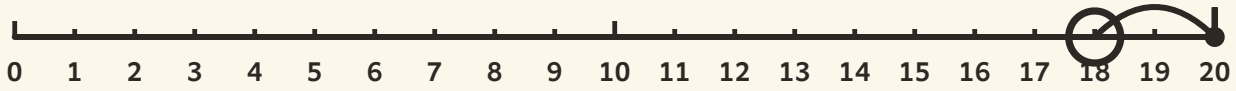

SUBTRACT

NUMBER LINE HOPS

My name: _____ Date .....

Count the hops going back. Write where you land.

1

11 − 3 = ☐

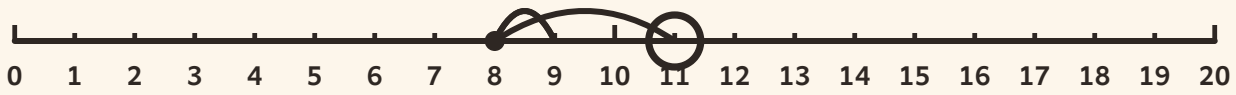

2

18 − 4 = ☐

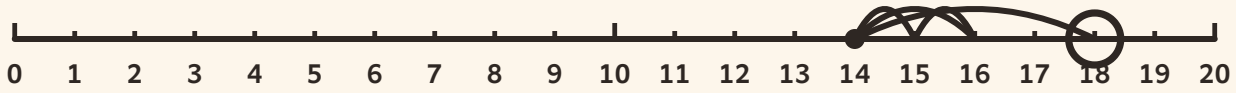

3

18 − 3 = ☐

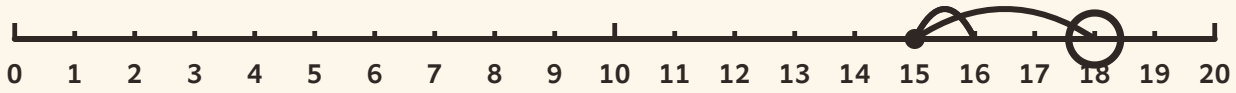

ADD A

TEN-FRAME ADD

My name: _____ Date .....

Count all the pictures. Write how many.

1



9 + 2 = ☐

2



11 + 3 = ☐

3



5 + 2 = ☐

SUBTRACT

TAKE AWAY

My name: _____ Date .....

Cross out. Write how many are left.

1



11 – 5 = ☐

My work

2



13 – 5 = ☐

My work

3



13 – 3 = ☐

My work

ADD A MISSING PART

My name: _____ Date .....

Find the missing part. Write it in the box.

1

13	
11	?

11 + ☐ = 13

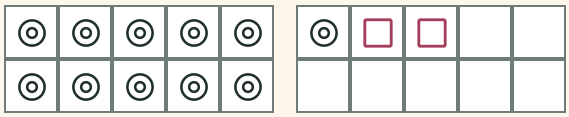

2

12	
?	9

☐ + 9 = 12

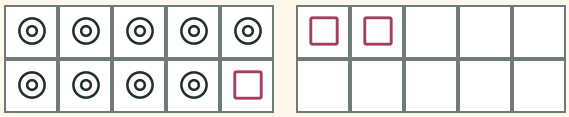

3

14	
8	?

8 + ☐ = 14

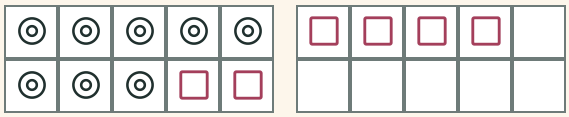

ADD FIX IT

My name: _____ Date .....

Is it right? Circle yes or no. Write the right answer.

1

6 + 9 = 15

Is it right? yes no

Right answer

2

11 + 1 = 2

Is it right? yes no

Right answer

3

9 + 4 = 14

Is it right? yes no

Right answer

ADD CUT AND GLUE

My name: _____ Date .....

Cut out the answers. Glue each one in its box.

1. 16 + 2 = 18
2. 5 + 3 = 8
3. 5 + 8 = 13
4. 2 + 14 = 16
5. 4 + 15 = 19
6. 13 + 7 = 20

Cut on the dashed lines.

13	20	19
8	18	16

TRACKER

ADDITION AND SUBTRACTION TRACKER

STUDENT

TEACHER

MONTH

PAGE	PAGE TYPE AND SET	ITEMS	RIGHT	DATE	NOTES
8	Number Line Hops A (add)	3			
9	Number Line Hops B (add)	3			
10	Number Line Hops (subtract)	3			
11	Count On (add)	4			
12	Count Back (subtract)	3			
13	Ten-Frame Add A	3			
14	Ten-Frame Add B	3			
15	Take Away (subtract)	3			
16	Missing Part A (add)	3			
17	Missing Part B (add)	2			
18	Missing Part (subtract)	2			
19	Fix It (add)	3			
20	Fix It (subtract)	3			
21	Cut and Glue (add)	6			
22	Cut and Glue (subtract)	6			

How to fill this in

Write how many items the child got right with no prompt, and the date. A blank means not tried yet, never wrong. “(add)” or “(subtract)” next to a row name says the operation. There are 50 items on the 15 pages above; the two Ways pages are not scored. Answer keys: pages 23 and 24. Filled example: page 29.

THIS MONTH WE ARE WORKING ON (YOUR OWN WORDING)

EXAMPLE AVERY'S TRACKER

Avery R. is invented; nothing on this page describes a real student. The blank tracker is on page 25.

STUDENT	TEACHER	MONTH
Avery R. (an invented student)	**Mr. Castillo (invented)**	**November**

PAGE	PAGE TYPE AND SET	ITEMS	RIGHT	DATE	NOTES
8	Number Line Hops A (add)	3	3	11/3	–
9	Number Line Hops B (add)	3	2	11/4	Counted the ring as a hop once
10	Number Line Hops (subtract)	3	2	11/12	Hopped one too many going back once
11	Count On (add)	4	4	11/3	–
12	Count Back (subtract)	3	3	11/13	–
13	Ten-Frame Add A	3	3	11/5	–
14	Ten-Frame Add B	3	2	11/10	Wrote the same number in two boxes once
15	Take Away (subtract)	3	–	–	–
16	Missing Part A (add)	3	3	11/6	–
17	Missing Part B (add)	2	–	–	–
18	Missing Part (subtract)	2	–	–	–
19	Fix It (add)	3	2	11/11	Circled yes for a wrong answer once
20	Fix It (subtract)	3	–	–	–
21	Cut and Glue (add)	6	6	11/7	–
22	Cut and Glue (subtract)	6	–	–	–

How to read it

Avery R. has done **10 of 15** scored pages and got **30 of 34** items right with no prompt, across both addition and subtraction. **6** pages were all right. Every number here comes from the table above.

The family note this tracker would produce

"This month Avery finished 10 addition and subtraction pages and got 30 of 34 items right. He counted the ringed start as a hop once, on both the forward and the backward number line; a bit more practice with the hops is next." — every fact in it is a row of the table above.

What the table points to

Every page with a note is one item short of full: Number Line Hops B (add), Number Line Hops (subtract), Ten-Frame Add B, Fix It (add). The slips are different kinds, so there is no single next page; the note on each row says what to watch for on it. Pages left blank (5 of 15) are not tried yet, never wrong.

THANK YOU **BEFORE YOU GO**

THANK YOU FOR USING THIS RESOURCE

Everything here was built for the teacher who has a table of children who each need a different amount of support with adding and subtracting. If this helped, leaving feedback on TPT helps other teachers find it.

Something missing or wrong?

Please use the **Ask a Question** tab on the product page first — every question is read, and a fix to the file is a free update you re-download from **My Purchases**.

WHAT'S NEXT FROM THIS STORE

The year-round addition and subtraction worksheets, another cut-and-paste way to practice this season, and the fact-family view of the same numbers.

Addition Within 20 Worksheets

The year-round sibling: the same seven formats, addition only.



Subtraction Within 20 Worksheets

The year-round sibling: the same seven formats, subtraction only.



Thanksgiving Cut and Paste Math, 3 Levels

The cut-and-paste way to practice this season, at three levels.



Fact Family Worksheets, Addition & Subtraction Within 10 and 20

The four facts of one family, in a house, year-round.

Part of the K–2 Math Practice collection — new products in this collection are added regularly. Click **Follow** on the store page and TPT will email you when they go up.

Pictures: the snowman, snowflake, mitten, icicle and snowball, the number lines and the ten-frames are drawn by Bright Path Sped (no third-party art). Type: Andika, Fredoka and Patrick Hand, SIL Open Font License.

© Bright Path Sped. For single-classroom use by the original purchaser.