Winter Missing Addend

FIND IT · FILL IT · WINTER

1ST & 2ND GRADE

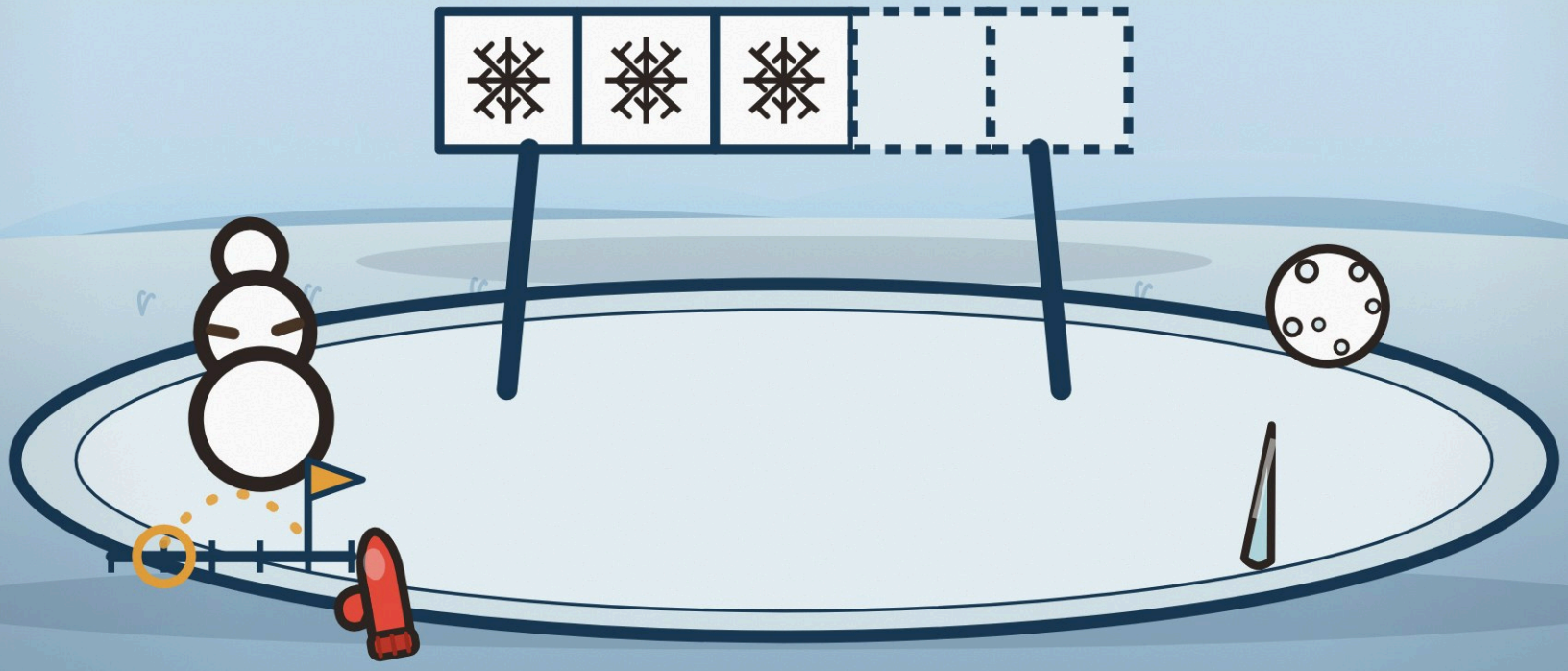

32 pages · 7 page types · 70 facts

1st–2nd Grade · Special Ed

by Bright Path Sped

START HERE

QUICK START

One complete kit for finding a missing addend within 20, dressed for winter: count a gap, hop a number line, fill a box and turn a fact around — every blank is an addend, never a total, on pages with room to work, untimed.

THREE STEPS

1. **Look at Show Me together**
   Page 6 shows one missing addend four ways: count the gap, hop on a number line, fill a box and turn it around. Read it aloud with the child, then let the child pick a fact from any page and write it two ways in the Your turn rows.

2. **Hand over a page**
   Every student page opens with a name line and one short instruction, and the boxes are big. Nothing on it is written for you, so the child can start. The chart below says which page for which child; the dots at the top right are the only level code.

3. **Check it, record it, send it home**
   The answer keys are pages 22 and 23. Date each page on the tracker (page 24), roll a group up on page 25, and send the home page (27). A filled example is on page 28.

WHICH PAGE, WHEN

WHEN…	USE…
Just starting with missing addends	Show Me, page 6 · Count the Gap A, page 7
Needs to see it and count it	Count the Gap, pages 7, 8
Ready for a plain equation	Fill the Box: After, pages 9, 10, 11 · Fill the Box: Before, pages 12, 13
Thinks of it as a distance on a line	Hop to Find It, pages 14, 15, 16
Ready to see the fact both ways at once	Turn It Around, pages 17, 18, 19
Better with cutting and gluing	Cut and Glue, pages 20, 21
Ready to write their own facts	Home page, page 27 · notes: page 26, phrase bank 29

Everything inside (32 pages)

- **16 student pages** in 7 page types: Show Me, Count the Gap, Fill the Box (After and Before), Hop to Find It, Turn It Around and Cut and Glue
- **70 missing-addend facts**, sums from 3 to 20, every one different, all computed in code
- **12 cut-and-glue pieces** in 2 sets
- **1 fact map, 2 answer keys, 1 tracker, 1 class grid**
- **1 team note, 1 home page, 1 filled example, 1 phrase and strategy bank**
- **1 binder cover, 6 divider tabs** and a spine label

What makes it different

Every page asks for one of the two addends, never the total, so a child who is stuck on a bare equation may find the ten-frame or the number line easier — and you can see which. Nothing is timed and nothing on a student page is scored. The fact map (page 5) shows every fact and which page it lives on.

LOOK

SHOW ME

My name: _____ Date .....

Look at the four ways. Then write your own.

Count the gap

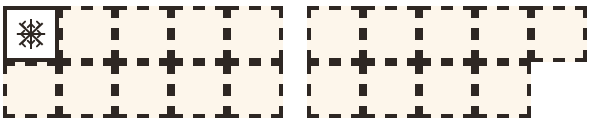

1 is filled. Count the empty boxes.

18 more make 19.

Number line

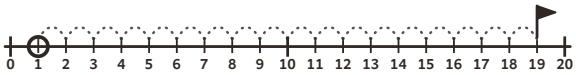

Ring 1. Flag 19.

Count the hops: 18.

Fill the box

1 + ☐ = 19

The box is the missing addend.

1 + 18 = 19

Turn it around

1 + 18 = 19

18 + 1 = 19

Same numbers, switched.

The missing number is still 18.

Your turn. Pick two numbers that make 19. Write one in each box.

☐ + ☐ = 19

SET A

COUNT THE GAP

My name: _____ Date .....

Count the empty boxes. Write how many more.

1

5 + ☐ = 6

2

3 + ☐ = 5

3

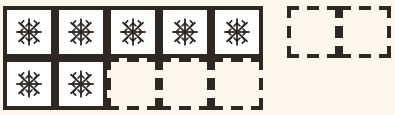

7 + ☐ = 12

4



7 + ☐ = 9

5



10 + ☐ = 11

SET A

FILL THE BOX: AFTER

My name: _____ Date .....

Find the missing number. Write it in the box.

1. 2 + ☐ = 7
2. 4 + ☐ = 5
3. 2 + ☐ = 11
4. 9 + ☐ = 10
5. 5 + ☐ = 8
6. 2 + ☐ = 12

SET A

FILL THE BOX: BEFORE

My name: _____ Date .....

Find the missing number. Write it in the box.

1. ☐ + 2 = 6

2. ☐ + 1 = 9

3. ☐ + 11 = 12

4. ☐ + 5 = 11

5. ☐ + 6 = 8

6. ☐ + 1 = 3

SET A

HOP TO FIND IT

My name: _____ Date .....

Count the hops from the ring to the flag. Write how many.

1 6 + ☐ = 7

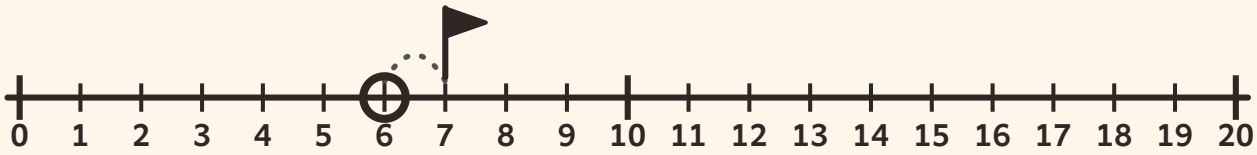

2 13 + ☐ = 19

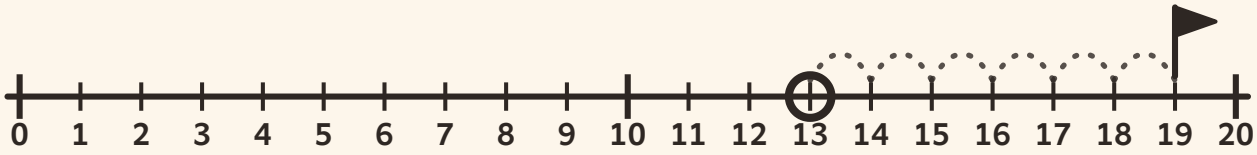

3 12 + ☐ = 15

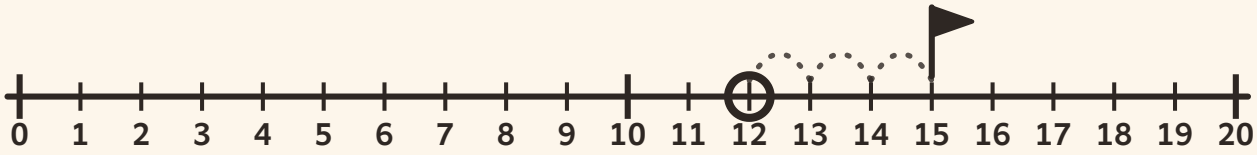

4 16 + ☐ = 17

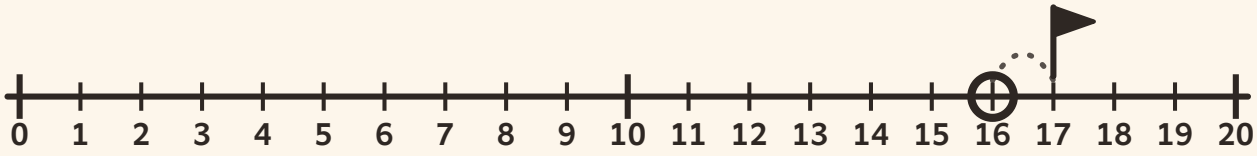

SET A

TURN IT AROUND

My name: _____ Date .....

Fill in both boxes. Same two numbers, switched around.

1

1 + ☐ = 8

☐ + 1 = 8

2

4 + ☐ = 7

☐ + 4 = 7

3

6 + ☐ = 10

☐ + 6 = 10

4

4 + ☐ = 9

☐ + 4 = 9

SET A CUT AND GLUE

My name: _____ Date .....

Cut out the numbers. Glue each one in its box.

1. 17 + [ ] = 20
2. 13 + [ ] = 18
3. 6 + [ ] = 9
4. 3 + [ ] = 19
5. 2 + [ ] = 15
6. 8 + [ ] = 12

Cut on the dashed lines.

16	13	5
3	4	3

TRACKER

MISSING ADDEND TRACKER

STUDENT

TEACHER

MONTH

PAGE	PAGE TYPE AND SET	ITEMS	RIGHT	DATE	NOTES
7	Count the Gap A	5			
8	Count the Gap B	5			
9	Fill the Box: After A	6			
10	Fill the Box: After B	5			
11	Fill the Box: After C	4			
12	Fill the Box: Before A	6			
13	Fill the Box: Before B	5			
14	Hop to Find It A	4			
15	Hop to Find It B	4			
16	Hop to Find It C	3			
17	Turn It Around A	4			
18	Turn It Around B	4			
19	Turn It Around C	3			
20	Cut and Glue A	6			
21	Cut and Glue B	6			

How to fill this in

Write how many items the child got right with no prompt, and the date. A blank means not tried yet, never wrong. There are 70 items on the 15 pages above; Show Me (page 6) is not scored. Answer keys: pages 22 and 23. Filled example: page 28.

THIS MONTH WE ARE WORKING ON (YOUR OWN WORDING)

EXAMPLE NOAH'S TRACKER

Noah K. is invented; nothing on this page describes a real student. The blank tracker is on page 24.

STUDENT	TEACHER	MONTH
Noah K. (an invented student)	**Ms. Alvarez (invented)**	**December**

PAGE	PAGE TYPE AND SET	ITEMS	RIGHT	DATE	NOTES
7	Count the Gap A	5	4	12/1	–
8	Count the Gap B	5	–	–	–
9	Fill the Box: After A	6	5	12/2	Wrote the total instead of the missing addend once
10	Fill the Box: After B	5	–	–	–
11	Fill the Box: After C	4	–	–	–
12	Fill the Box: Before A	6	5	12/4	–
13	Fill the Box: Before B	5	–	–	–
14	Hop to Find It A	4	3	12/8	Counted the ring itself as a hop once
15	Hop to Find It B	4	–	–	–
16	Hop to Find It C	3	–	–	–
17	Turn It Around A	4	3	12/9	Filled the first box but not the second once
18	Turn It Around B	4	–	–	–
19	Turn It Around C	3	–	–	–
20	Cut and Glue A	6	6	12/5	–
21	Cut and Glue B	6	–	–	–

How to read it

Noah K. has done **6 of 15** scored pages and got **26 of 31** items right with no prompt. **1** pages were all right. Every number here comes from the table above.

The family note this tracker would produce

"This month Noah finished 6 missing-addend pages and got 26 of 31 items right. He wrote the total instead of the missing number once on a plain equation; a bit more practice spotting which number is already there is next." — every fact in it is a row of the table above.

What the table points to

Every page with a note is one item short of full: Fill the Box: After A, Hop to Find It A, Turn It Around A. The three slips are different kinds, so there is no single next page; the note on each row says what to watch for on it. Pages left blank (9 of 15) are not tried yet, never wrong.

THANK YOU **BEFORE YOU GO**

THANK YOU FOR USING THIS RESOURCE

Everything here was built for the teacher who has a table of children who each need a different amount of support finding a missing number. If this helped, leaving feedback on TPT helps other teachers find it.

Something missing or wrong?

Please use the **Ask a Question** tab on the product page first — every question is read, and a fix to the file is a free update you re-download from **My Purchases**.

WHAT'S NEXT FROM THIS STORE

The year-round version of this same skill, the winter add/subtract cluster-mate that solves for the total instead, the other way to practice addends within 20, and the data side of this skill.

Missing Addend Worksheets Within 20

The year-round sibling: the same seven page types, no winter dressing.



Winter Addition and Subtraction Worksheets Within 20

The winter cluster-mate: the same winter pictures, solving for the total instead of an addend.

Addition Within 20 Worksheets

Solving for the total, with hops, turn-it-around and cut-and-glue of its own.



Missing Addend / Balancing Equations Probes

The data side of this same skill: ten timed items a form for an IEP goal.

Part of the K–2 Math Practice collection — new products in this collection are added regularly. Click **Follow** on the store page and TPT will email you when they go up.

Pictures: the snowflake counter is drawn by Bright Path Sped, reusing this store's own winter picture set (no third-party art); the number lines and ten-frames are drawn by Bright Path Sped too. Type: Andika, Fredoka and Patrick Hand, SIL Open Font License.

© Bright Path Sped. For single-classroom use by the original purchaser.