Winter Tens and Ones

WINTER

K–2ND

TENS · ONES · PLACE VALUE



30 pages · 84 place value items · 5 formats

Kindergarten · 1st Grade · 2nd Grade · Special Ed

by Bright Path Sped

START HERE

QUICK START

A winter-themed tens and ones kit for K-2: reading base-ten blocks, building a number from scratch, writing expanded form, working a place-value table, and a quick check with three choices, with the record-keeping around it.

THREE STEPS

1. **Pick the format**
   Count the Blocks (pages 6–10), Build the Number (pages 11–12), Expanded Form (pages 13–14), Tens and Ones Table (pages 15–16), or Circle the Matching Number (pages 17–18). The contents page (5) gives every page number.

2. **Work the page, check the answer**
   Every page has its own name/date line. The three answer key pages (19–21) are generated from the same numbers the worksheets use.

3. **Record it, send it home**
   Score each format on the tracker (page 22), see it as a bar graph on the snapshot (page 23), roll the group up on page 24, and send the family update (page 26) and home practice page (page 27).

WHICH PAGE, WHEN

WHEN…	USE…
Just starting with teen numbers	Count the Blocks, page 6
Reading tens rods with no ones left over	page 7
Reading a full two-digit number from blocks	page 8–10
Going the other way: number to blocks	Build the Number, page 11–12
Writing tens + ones = number	Expanded Form, page 13–14
Working from a table instead of a picture	page 15–16
A quick check with three choices	Circle the Matching Number, page 17–18

Everything inside (30 pages)

- **30 Count the Blocks items**, 5 pages
- **10 Build the Number targets**, 2 pages
- **12 Expanded Form items**, 2 pages
- **20 Tens and Ones Table rows**, 2 pages
- **12 Circle the Matching Number items**, 2 pages
- **3 answer keys**, **1 tracker**, **1 snapshot**, **1 class grid**
- **1 family update**, **1 home page**, **1 filled example**, **1 phrase bank**, **1 binder cover** with tabs

Every answer computed, never typed

Every tens/ones split in this file — on a worksheet, an answer key, or the filled example — comes from dividing the number by 10 in code, and the two wrong choices on the circle pages are computed the same way.

COUNT THE BLOCKS

TEEN NUMBERS, 11-19

NAME _____ DATE _____

Each picture shows 1 ten rod and some ones. Count the blocks. Write the number.

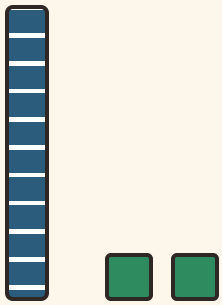

TEN ONES

HOW MANY IN ALL? _____

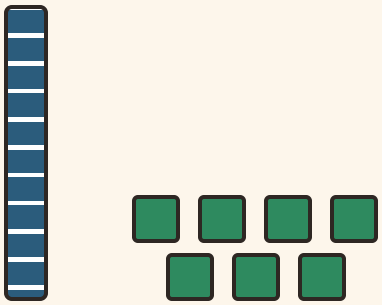

TEN ONES

HOW MANY IN ALL? _____



TEN ONE

HOW MANY IN ALL? _____

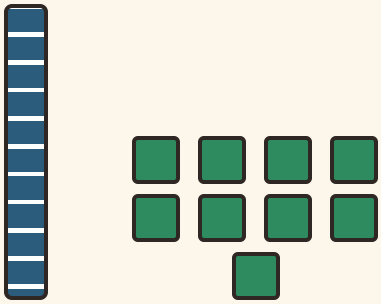

TEN ONES

HOW MANY IN ALL? _____

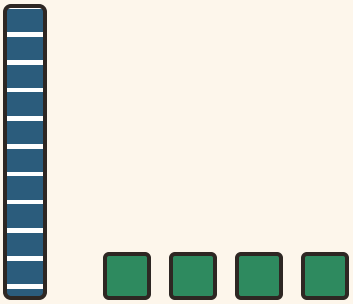

TEN ONES

HOW MANY IN ALL? _____

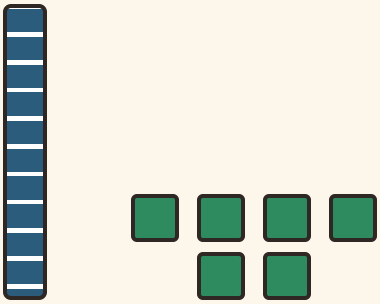

TEN ONES

HOW MANY IN ALL? _____

COUNT THE BLOCKS

TWO-DIGIT NUMBERS, SET 1

NAME _____ DATE _____

Count the tens rods, then the ones cubes. Write the number they make together.

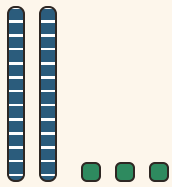

TENS ONES

HOW MANY IN ALL? _____

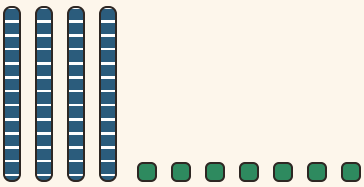

TENS ONES

HOW MANY IN ALL? _____

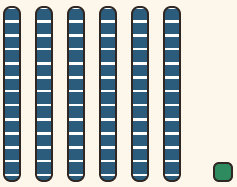

TENS ONE

HOW MANY IN ALL? _____

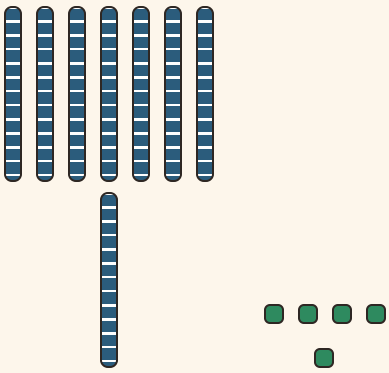

TENS ONES

HOW MANY IN ALL? _____

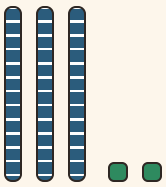

TENS ONES

HOW MANY IN ALL? _____

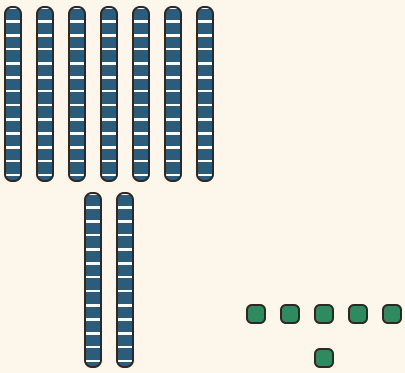

TENS ONES

HOW MANY IN ALL? _____

BUILD THE NUMBER

BUILD THE NUMBER, SET 1

NAME _____ DATE _____

Color or trace a rod for each ten and a cube for each one to build the number. Then write how many tens and ones.

7

TENS

ONES

TENS _____ ONES _____

34

TENS

ONES

TENS _____ ONES _____

52

TENS

ONES

TENS _____ ONES _____

89

TENS

ONES

TENS _____ ONES _____

16

TENS

ONES

TENS _____ ONES _____

EXPANDED FORM

EXPANDED FORM, WITH BLOCKS

NAME ..... DATE .....

Count the blocks. Fill in the blanks: how many tens, how many ones, and the number they make.

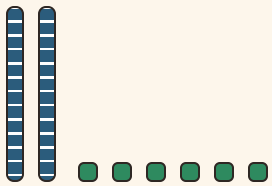

TENS ONES

..... TENS + ... ONES = ...

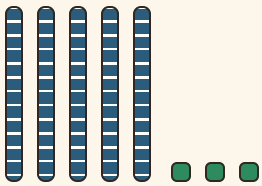

TENS ONES

..... TENS + ... ONES = ...

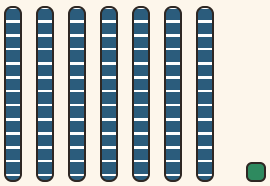

TENS ONE

..... TENS + ... ONES = ...

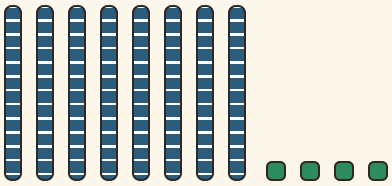

TENS ONES

..... TENS + ... ONES = ...



TENS ONES

..... TENS + ... ONES = ...

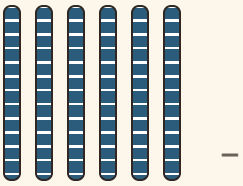

TENS ONES

..... TENS + ... ONES = ...

TENS AND ONES TABLE

WRITE THE DIGITS

NAME _____ DATE _____

Look at each number. Write how many tens and how many ones it has.

NUMBER	TENS	ONES
12		
38		
55		
70		
91		
24		
66		
83		
47		
9		

CIRCLE THE NUMBER

CIRCLE THE MATCHING NUMBER, SET 1

NAME _____ DATE _____

Count the blocks. Circle the number that matches.

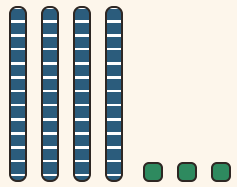

43 34 53

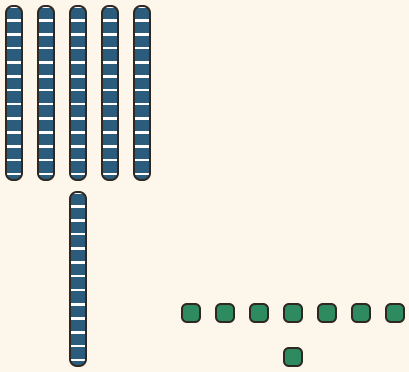

86 68 78

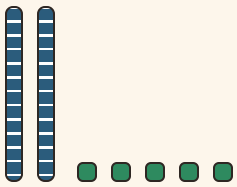

35 52 25

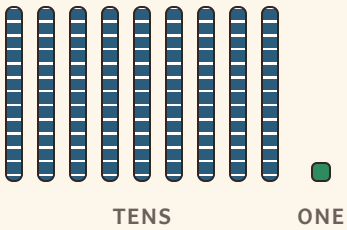

19 81 91

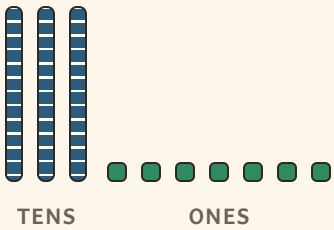

37 47 73

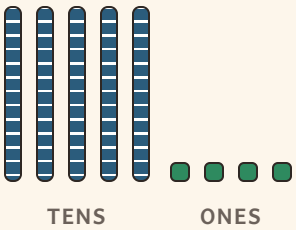

64 54 45

ANSWER KEY

ANSWER KEY 1: COUNT THE BLOCKS AND BUILD THE NUMBER

Every tens/ones split below comes from dividing the number by 10 — the same split every worksheet and the tracker use.

Teen Numbers (page 6)

NUMBER	TENS / ONES
12	1 ten, 2 ones
17	1 ten, 7 ones
11	1 ten, 1 one
19	1 ten, 9 ones
14	1 ten, 4 ones
16	1 ten, 6 ones

Tens Only (page 7)

NUMBER	TENS / ONES
30	3 tens, 0 ones
70	7 tens, 0 ones
10	1 ten, 0 ones
90	9 tens, 0 ones
50	5 tens, 0 ones
20	2 tens, 0 ones

Two-Digit, Set 1 (page 8)

NUMBER	TENS / ONES
23	2 tens, 3 ones
47	4 tens, 7 ones
61	6 tens, 1 one
85	8 tens, 5 ones
32	3 tens, 2 ones
96	9 tens, 6 ones

Two-Digit, Set 2 (page 9)

NUMBER	TENS / ONES
58	5 tens, 8 ones
74	7 tens, 4 ones
29	2 tens, 9 ones
63	6 tens, 3 ones
54	5 tens, 4 ones
91	9 tens, 1 one

Two-Digit, Set 3 (page 10)

NUMBER	TENS / ONES
36	3 tens, 6 ones
82	8 tens, 2 ones
67	6 tens, 7 ones
98	9 tens, 8 ones
21	2 tens, 1 one
73	7 tens, 3 ones

Build the Number (pages 11–12)

TARGET NUMBER	TENS	ONES
7	0	7
34	3	4
52	5	2
89	8	9
16	1	6
60	6	0
25	2	5
99	9	9
8	0	8
43	4	3

TRACKER

PRACTICE TRACKER

STUDENT

TEACHER

DATE

SKILL AREA	ITEMS	SCORE	NOTES
Count the Blocks	30		
Build the Number	10		
Expanded Form	12		
Tens and Ones Table	20		
Circle the Matching Number	12		
Total	84		

How to score it

Write the number correct in Score. 84 items in all across five place-value formats. A filled example is on page 25, and the same five scores become a bar graph on the snapshot, page 23.

THIS STUDENT IS WORKING ON (TEEN NUMBERS, TENS ONLY, TWO-DIGIT NUMBERS, EXPANDED FORM…)

FILLED EXAMPLE

MAYA'S TRACKER, INVENTED

Maya is invented; nothing on this page describes a real student. The blank tracker is on page 22.

STUDENT

Maya T. (an invented student)

TEACHER

Ms. Chen (invented)

SKILL AREA	ITEMS	SCORE	NOTES
Count the Blocks	30	26	
Build the Number	10	7	
Expanded Form	12	9	
Tens and Ones Table	20	15	
Circle the Matching Number	12	10	
Total	84	67	

How to read it

Maya scored **67 of 84** items across all five formats. The lowest scores are on Count the Blocks (26 of 30), Build the Number (7 of 10), Expanded Form (9 of 12), Tens and Ones Table (15 of 20), Circle the Matching Number (10 of 12). Every number here comes from the table above.

Two things the Notes column is for

- What you saw, in plain words: counted each rod as ten out loud, mixed up the tens and ones digit, guessed on a circle item without counting first.
- What you did about it: went back to Count the Blocks before trying expanded form, or moved on to the next format. Never a conclusion about the student — that is the team meeting's job.

The same five scores on the snapshot graph (page 23)

Maya's bars would look like this today:



Count the Blocks	26/30
Build the Number	7/10
Expanded Form	9/12
Tens and Ones Table	15/20
Circle the Matching Number	10/12

THANK YOU **BEFORE YOU GO**

THANK YOU FOR USING THIS RESOURCE

Everything here was built for the teacher who has thirty minutes of planning time and a table of students who each need a different amount of support to see the same two-digit number as tens and ones. If it saved you an hour, it worked. If this helped, leaving feedback on TPT helps other teachers find it.

Leave a review and earn credits

Go to **My Purchases** on TPT and click **Provide Feedback**. You earn credits toward future purchases, and honest feedback tells me exactly what to build next. If something is missing or wrong, please use the **Ask a Question** tab first — I will fix it and send you the update free.

WHAT'S NEXT FROM THIS STORE



Place Value Tens and Ones Cut and Paste, 3 Levels

The same skill, sorted and glued instead of written.



Place Value Tens and Ones Progress Monitoring Probes

A caseload data-collection version of the same tens/ones skill.



Teen Numbers 11-19 Worksheets

The same ten-frame and tens/ones shape, narrowed to the teen numbers.



Counting and Simple Math Worksheets

Counting, ten frames and picture addition/subtraction before tens and ones.

Part of the K–2 Math Practice collection — new products in this collection are added regularly. Click **Follow** on the store page and TPT will email you when they go up.

© Bright Path Sped. For single-classroom use by the original purchaser.